

OKLAHOMA SOONERS
(8-10, 2-5 BIG 12)Head Coach: Lon Kruger
Record at OU: 119-67 (6th Year)

vs.

TEXAS LONGHORNS
(7-12, 1-6 BIG 12)Head Coach: Shaka Smart
Record at UT: 27-25 (2nd Year)

Monday, Jan. 23, 2017 ■ 8:00 p.m. CT ■ Austin, Texas ■ Frank Erwin Center (16,540) ■ TV: ESPN ■ Radio: Sooner Radio Network

OKLAHOMA SCHEDULE/RESULTS

N8	WASHBURN [EXH.]	W, 84-64
N13	NORTHWESTERN STATE	W, 97-61
N17	vs. Tulane#	W, 89-70
N18	vs. Northern Iowa#	L, 67-73 (OT)
N20	vs. Clemson#	W, 70-64
N25	ABILINE CHRISTIAN	W, 72-64
N29	NORTHERN COLORADO	W, 87-66
D3	at Wisconsin	L, 70-90
D7	ORAL ROBERTS	W, 92-66
D10	vs. Wichita State\$	L, 73-76
D17	MEMPHIS	L, 94-99 (OT)
D21	vs. Auburn!	L, 70-74
D30	BAYLOR	L, 50-76
J3	at TCU	L, 57-60
J7	at Kansas State	L, 64-75
J10	KANSAS	L, 70-81
J14	TEXAS TECH	W, 84-75
J18	at West Virginia	W, 89-87 (OT)
J21	IOWA STATE	L, 87-92 (2OT)
J23	at Texas	8 p.m. ESPN
J28	FLORIDA%	1 p.m. ESPN
J30	OKLAHOMA STATE	8 p.m. ESPN
F4	at Texas Tech	6 p.m. ESPNU
F8	WEST VIRGINIA	8 p.m. ESPN2
F11	at Iowa State	5 p.m. ESPN2
F14	TEXAS	8 p.m. ESPN2
F18	at Oklahoma State	7 p.m. ESPNU
F21	at Baylor	6 p.m. ESPN2
F25	KANSAS STATE	5 p.m. ESPNU
F27	at Kansas	8 p.m. ESPN
M4	TCU	2 p.m. ESPNEWS
M8-11	Big 12 Championship ^	TBD TBD

All times Central and subject to change

Tire Pros Invitational (Orlando, Fla.)
 \$ All-College Classic (Oklahoma City)
 ! Birthday of Basketball (Uncasville, Conn.)
 % Big 12/SEC Challenge
 ^ Kansas City, Mo.

GETTING SOCIAL WITH THE #SOONERS

Twitter/Instagram.....@OU_MBBall
 Facebook.....OU Mens Basketball
 Snapchat.....OU_MBBall

OU ATHLETICS COMMUNICATIONS

Associate Director/MBB Contact.....Ben Coldagelli
 Email.....bcoldagelli@ou.edu
 Cell.....405-246-5663
 Office.....405-325-7014

OKLAHOMA PROBABLE STARTERS (BASED ON PREVIOUS GAME)

No.	Name	Position	Class	Height	Weight	Hometown (Last School)
10	Jordan Woodard	G	Sr.	6-0	187	Arcadia, Okla. (Edmond Memorial HS)
20	Kameron McGusty	G	Fr.	6-5	191	Katy, Texas (Sunrise Christian Academy [Kan.])
1	Rashard Odomes	G	So.	6-6	212	Copperas Cove, Texas. (Copperas Cove HS)
11	Kristian Doolittle	F	Fr.	6-7	236	Edmond, Okla. (Edmond Memorial HS)
12	Khadeem Lattin	F	Jr.	6-9	212	Houston, Texas (Redemption Christian Home School Aca.)

OKLAHOMA RESERVES

No.	Name	Position	Class	Height	Weight	Hometown (Last School)
40	Richard Anderson	G	Fr.	6-2	180	Midwest City, Okla. (Midwest City HS)
21	Dante Buford	F	R-So.	6-7	221	Greenville, S.C. (Arlington Country Day School [Fla.])
25	C.J. Cole	F	Sr.	6-7	245	Sperry, Okla. (Sperry HS)
5	Matt Freeman	F	R-Fr.	6-10	224	Auckland, New Zealand (Westlake Boys HS)
22	Daniel Harper	G	Sr.	6-1	190	Norman, Okla. (Norman HS)
3	Christian James	G	So.	6-4	218	Houston, Texas (Bellaire HS)
4	Jamuni McNeace	C	R-So.	6-10	215	Kankakee, Ill. (Allen HS)
15	Grant Quinn	G	Fr.	6-4	185	Argyle, Texas (Liberty Christian HS)
13	Jordan Shepherd	G	Fr.	6-2	180	Asheville, N.C. (Asheville Christian HS)
0	Darrion Strong-Moore	G	Jr.	6-1	180	Chicago, Illinois (Coffeyville CC [Kan.])
30	Marshall Thorpe	F	R-Fr.	6-9	235	Tulsa, Okla. (Bishop Kelley HS)

OKLAHOMA STAFF

	Coach	Alma Mater	Year at OU
Head Coach:	Lon Kruger	Kansas State '75	Sixth
Associate Head Coach:	Chris Crutchfield	Nebraska-Omaha '92	Sixth
Assistant Coach:	Carlin Hartman	Tulane '94	First
Assistant Coach:	Kevin Kruger	Arizona State '06	First
Director of Operations:	Mike Shepherd	Kansas State '92	Sixth
Video Coordinator:	Will Saxon	Oklahoma '15	First
Athletics Trainer:	Alex Brown	Appalachian State '79	Thirtieth
Strength and Performance Coach:	Bryce Daub	Central Washington '08	Second

PRONUNCIATION GUIDE

Khadeem Lattin: kuh-DEEM LAT-tin**Rashard Odomes:** ruh-SHARD**Jamuni McNeace:** juh-MUN-ee mick-NEESE**Darrion Strong-Moore:** DARE-ee-on

GAMEDAY STORYLINES

► Since returning to the starting lineup on Jan. 14, senior guard **Jordan Woodard** has helped lead the Sooners to a 2-1 record with wins over Texas Tech and No. 7 West Virginia while falling in a double-overtime loss to Iowa State. In all three games, Woodard has scored 18 points or more after halftime, including the game-winning bucket against the Mountaineers with 2.2 seconds remaining in overtime. Woodard has scored over 20 points in each of his last five starts and the Sooners boast an 8-5 record this season with the senior guard in the starting five. The senior is second in the Big 12's scoring title race with 17.9 points per game. Kansas guard Frank Mason (20.1 points per game) is the only Big 12 player with a higher scoring average.


► ESPN's College Basketball Power Index (BPI) ranks the Sooners' strength of schedule as the toughest of any team in the nation. Three of Oklahoma's last seven games have been against teams ranked in the top seven of the latest AP Top 25 Poll (No. 2 Kansas, No. 6 Baylor, No. 7 West Virginia).

► Freshman guard **Kameron McGusty** continues to impress through the start of Big 12 play. McGusty has scored at least nine points in every Big 12 game, including double figures in the past six outings. His January resume includes a career-high 20 points against Kansas State (Jan. 7), 19 points versus Iowa State (Jan. 21) and a 17-point performance at West Virginia (Jan. 18). McGusty is averaging 14.1 points per game during league play - the third highest scoring average among Big 12 freshman.

► Fellow freshman **Kristian Doolittle** enters Monday's game coming off of his first career double-double. Doolittle posted 15 points and 15 rebounds, the first 15-15 game by a Sooner since Ryan Spangler in 2014. Doolittle's 7.3 rebounds per game in Big 12 play is seventh in the league and second among Big 12 freshmen.

TONIGHT'S OPPONENT:

TEXAS



SERIES HISTORY


Games	89
Standing	OU leads 53-36
At Norman	OU leads 27-11
At Austin	Texas leads 21-17
At Neutral Site	OU leads 8-5
Last Win	63-60 (2/8/16) in Norman
Last Home Win	63-60 (2/8/16)
Last Road Win	70-49 (1/5/15)
Last Loss	63-76 (2/27/16) in Austin
Last Home Loss	58-69 (2/14/12)
Last Road Loss	63-76 (2/27/16)
Largest Margin of Victory	29, 124-95 (12/30/88)
Largest Margin of Defeat	29, 37-66 (2/8/04)
Current Streak	Texas, 1 win

RECENT MEETINGS

Date	Location	Result	Score
2/27/16	Austin	L	63-76
2/8/16	Norman	W	63-60
2/17/15	Norman	W	71-69
1/5/15	Austin	W	70-49
3/1/14	Norman	W	77-65

NEXT OPPONENT:

FLORIDA



Date and Time	Jan. 28 at 1 p.m. CT
Site	Lloyd Noble Center, Norman, Okla.
TV	ESPN
UF 2016-17 Record	14-5 (5-2 SEC)
UF Head Coach	Mike White
Record at UF	35-20 (2nd Season)

FLORIDA SERIES HISTORY

Games	1
Standing	Florida leads 1-0
At Norman	
At Gainesville	
At Neutral Site	Florida leads 1-0
Last Win	
Last Home Win	
Last Road Win	
Last Loss	72-76 (OT) (12/30/95) in OKC
Last Home Loss	
Last Road Loss	
Largest Margin of Victory	
Largest Margin of Defeat	5, 72-76 (12/30/95)
Current Streak	Florida, 1 win



RECENT MEETINGS

Date	Location	Result	Score
12/30/95	Oklahoma City	L	72-76 (OT)

GAME OVERVIEW

Coming off its first stretch of back-to-back overtime games since 1978, Oklahoma (8-10, 2-5 Big 12) turns around quickly for a Big Monday matchup with rival Texas (1-6, 7-12) at the Erwin Center in Austin. The hardwood edition of the Red River Showdown features the two youngest teams in the Big 12. The Sooners and Longhorns are the league's top two teams in freshmen scoring, underclassmen scoring, minutes played by freshmen and minutes played by underclassmen in Big 12 play. The Longhorns are seeing 58.0 points per game in conference competition from freshmen and sophomores while the Sooners are boasting 49.3. Monday's contest tips off at 8 p.m. CT and air on the Sooner Radio Network (KRXO 107.7 FM "The Franchise" in Oklahoma City; KTBZ 1430 AM in Tulsa) with **Toby Rowland** and **Kevin Henry** announcing. The game will be televised nationally on ESPN with **Bob Wischusen**, **Fran Fraschilla** and **Holly Rowe** calling the action.

STATS COMPARISON

CATEGORY	OU	TEX
Overall Record	8-10	7-12
Points Per Game	76.8	69.5
Opp. Points Per Game	74.9	68.5
Rebounds Per Game	38.6	35.2
Rebounding Margin	+1.8	-1.1
Field Goal Pct.	.438	.438
Opp. Field Goal Pct.	.430	.414
3-Point Pct.	.381	.300
Opp. 3-Point Pct.	.350	.303
Free Throw Pct.	.718	.682
Assists Per Game	12.7	11.3
Turnovers Per Game	14.9	13.9
Blocked Shots Per Game	4.8	4.9
Steals Per Game	7.6	5.6

OKLAHOMA VS. TEXAS SERIES HISTORY

- The Sooners own an all-time record of 53-36 against the Longhorns while Texas holds a 21-17 advantage in games in Austin.
- Oklahoma is 6-4 against Texas under Lon Kruger and has won six of the last eight meetings. OU is 2-3 in Austin during the Kruger era.
- OU's most recent win over the Horns came on Feb. 8, 2016 when Buddy Hield it a game-winning 3-pointer with 1.3 seconds remaining to give the Sooners a 63-60 victory.
- Texas snapped a five-game losing streak to the Sooners with a 76-63 win in Austin in the series' most recent meeting on Feb. 27, 2016.

OKLAHOMA VS. TEXAS LAST MEETING

Texas 76, Oklahoma 63 ■ February 27, 2016 ■ Frank Erwin Center ■ Austin, Texas

Score by periods	1st	2nd	Total	GAME LEADERS	OKLAHOMA	TEXAS
Oklahoma	40	23	63	Points	Hield, 33	Taylor, 18
Texas	37	39	76	Rebounds	Hield, 6	Ibeh, 10
				Assists	Cousins, 3	Taylor, 5

- Oklahoma fell on the road to Texas, 76-73. The OU loss snapped a streak of five-straight wins over Texas.
- Oklahoma led for a total of 32:22 of the game. Texas used a 25-5 run down the stretch to steal the victory (outscored OU 39-23 in the second half).
- Texas went 20 of 27 (.741) from the charity stripe on the afternoon. OU went to the line just nine total times and knocked down seven of them (.778). UT also owned a significant 43 to 31 advantage on the boards.
- Buddy Hield registered a game-high 33 points (12-24 FG, 6-13 3FG).
- Jordan Woodard tallied 15 points and was the only other Sooner in double-figures besides Hield.

OKLAHOMA CAREER STATS VS. TEXAS

Player	GP-GS	MIN	FG-FGA	3FG-FGA	FT-FTA	REB	AST	TO	BLK	STL	PTS
Jordan Woodard	6-6	28.3	13-47	6-16	23-28	2.3	2.8	0.8	0.3	0.5	9/2
Dante Buford	2-0	13.0	3-3	1-1	2-2	2.5	0.5	0.0	0.0	0.0	4.5
Khadeem Lattin	4-2	15.8	1-6	0-0	0-0	3.0	0.3	0.5	0.3	0.3	0.5
Jamuni McNeace	2-0	9.5	0-0	0-0	0-0	1.0	0.0	0.5	0.5	0.5	0.0
Christian James	2-0	8.5	0-1	0-1	0-0	1.0	0.0	0.5	0.0	0.0	0.0
C.J. Cole	1-0	1.0	0-0	0-0	0-0	0.0	0.0	0.0	0.0	0.0	0.0
Rashard Odomes	1-0	0.0+	0-0	0-0	0-0	0.0	0.0	0.0	0.0	0.0	0.0

BIG 12 STANDINGS

Through Jan. 22

Team	Big 12			Overall		
	W	L	Pct.	W	L	Pct.
Kansas	7	0	1.000	18	1	.947
Baylor	6	1	.844	18	1	.947
Kansas State	4	3	.571	15	4	.789
West Virginia	4	3	.571	15	4	.789
Iowa State	4	3	.571	12	6	.667
TCU	3	4	.429	14	5	.737
Texas Tech	3	4	.429	14	5	.737
Oklahoma	2	5	.286	8	10	.444
Oklahoma State	1	6	.143	11	8	.579
Texas	1	6	.143	7	12	.368



OKLAHOMA QUICK FACTS

Official Name:	University of Oklahoma
Location:	Norman, Okla.
Founded:	1890
Enrollment:	30,813
Nickname:	Sooners
Colors:	Crimson and Cream
President:	David L. Boren
Athletic Director:	Joe Castiglione
Arena:	Lloyd Noble Center (11,562)
First Year of Basketball:	1907-08
NCAA Tournament Appearances:	30 (41-30)
NIT Appearances:	7 (10-7)
All-Time Record:	1,631-1,045
Regular Season Conference Championships:	14 (1928, 1929, 1939, 1940, 1942, 1944, 1947, 1949, 1979, 1984, 1985, 1988, 1989, 2005)
Conference Tournament Championships:	7 (1979, 1985, 1988, 1990, 2001, 2002, 2003)
Head Coach:	Lon Kruger (Kansas State '75)
Career Record:	598-371 (30 years)
Oklahoma Record:	119-67 (5 years)
NCAA Appearances:	17 (most recent 2016)
NIT Appearances:	4 (most recent 2009)
Assistant Coaches:	Chris Crutchfield (Nebraska-Omaha '92), Carlin Hartman (Tulane '94), Kevin Kruger (Arizona State '06)
Director of Operations:	Mike Shepherd (Kansas State '92)
Video Coordinator:	Will Saxon
Athletic Trainer:	Alex Brown
Strength and Conditioning:	Bryce Daub
Team Physician:	Dr. Brock Schnebel
Equipment Manager:	Marco Griego
Graduate Assistant Managers:	Will Bryson, Byron Peak
Official Website:	SoonerSports.com

OKLAHOMA'S LAST TIME OUT...

Iowa State 92, Oklahoma 87 (Double OT) ■ Saturday, Jan. 21 ■ Lloyd Noble Center ■ Norman, Okla.

Score by periods	1st	2nd	1 OT	2 OT	Total
Iowa State	30	39	9	14	92
Oklahoma	29	40	9	9	87

GAME LEADERS	OKLAHOMA	IOWA STATE
Points	Woodard, 21	Burton, 31
Rebounds	Doolittle, 15	Holden, 7
Assists	Woodard, 5	Morris, 8

► Oklahoma (8-10, 2-5 Big 12) fell in double overtime to Iowa State (12-6, 4-3 Big 12), 92-87, on Saturday at Lloyd Noble Center. The Sooners, who defeated No. 7 West Virginia in overtime on Wednesday, played back-to-back overtime games for the first time since 1978.

► Senior guard Jordan Woodard scored all 21 of his points after halftime, adding seven rebounds, five assists and three steals in 43 minutes of action. Woodard has scored 18 or more points after halftime in three consecutive games and combined for 39 points after halftime in OU's two games this week. Woodard has scored at least 20 points in each of his last five starts and is averaging 22.7 points since returning to OU's starting lineup on Jan. 14 vs. Texas Tech.

► Woodard continued his climb up the program's all-time career scoring list, passing both Harvey Grant (1,391) and Steven Pledger (1,392). With 1,399 career points, Woodard ranks 14th in Oklahoma history and is 248 points shy from finishing his career in the top 10. The senior also surpassed Hollis Price on OU's career assists standings, moving into sixth with 464 career dimes.

► Freshman forward Kristian Doolittle totaled 15 points and a career-high 15 rebounds for the first double-double of his collegiate career. He is the first Sooner to record 15 points and 15 boards since Ryan Spangler had 15 and 17 against Oklahoma State in 2014.

► Fellow freshman Kameron McGusty finished his night one point shy of a career high with 19 points in a career-high 44 minutes. The guard has scored in double figures in six straight games and is averaging 14.1 points in Big 12 play.

► Sophomore forward Dante Buford tied his season high of 10 points in 14 minutes. Sophomore guard Rashard Odomes totaled nine points, five boards and four assists and junior forward Khadeem Lattin added eight points, four rebounds and a pair of blocks.

NEXT UP: FLORIDA

► Oklahoma takes a break from conference action for the SEC/Big 12 Challenge. In this season's edition of the conference vs. conference event, Oklahoma hosts Florida on Saturday, Jan. 28 at 1 p.m. CT on ESPN. Oklahoma is 8-6 against current SEC teams in the Lon Kruger era, including 6-2 against schools which were SEC members at the time of competition.

► The Sooners and Gators have met just once previously. Florida prevailed in overtime, 76-72, in the 1995 All-College Basketball Classic under an up-and-coming head coach named...Lon Kruger.

► Kruger coached the Gators from 1990 to 1996, racking up a record of 104-80. When Kruger took over the Florida job, the Gators were coming off of a 7-21 season. Four years into the role, Kruger guided UF to the 1994 Final Four. The turnaround work was almost identical to his time at Oklahoma, in which he also inherited a team coming off a losing season (14-18 in 2010-11) and led the Sooners to the Final Four five seasons into the job. Kruger is one of just two head coaches (also Rick Pitino with Kentucky and Louisville) to inherit two teams coming off a sub-.500 year and take both the Final Four within the first five seasons as the head coach.

NEW ROLES AND NEW FACES

► After losing the senior trio of Isaiah Cousins, Buddy Hield and Ryan Spangler, the Sooners are looking to a roster that features 11 underclassmen (most of the Kruger era) to continue its development and growth as the season progresses while building the next Kruger core for seasons to come.

► OU has benefited from a dramatic increase in scoring from guards **Christian James** and **Rashard Odomes**. Tallying just 35 total points in 2015-16 (1.9 per game), Odomes has already scored over five times his 2015-16 points total with 190 this season (averaging 10.6 per game). Odomes, who totaled just 17 minutes in Big 12 games last season, has scored in double figures in four of his last five games and is averaging 11.3 points on 47.5 percent shooting in Big 12 play this year. He scored a career-high 24 points on Jan. 14 in OU's win over Texas Tech.

► After averaging 2.9 points per game in 2015-16, James is the third leading scorer for the Sooners through 17 games, scoring 9.4 points per game while shooting .414 from 3-point range (fifth in Big 12).

► The freshman duo of **Kameron McGusty** and **Kristian Doolittle** continues to improve in the heart of the Big 12 schedule, combining to average 22.4 points per game since the start of Big 12 play. McGusty's 14.1 points per game in Big 12 games is third among freshmen in the conference while Doolittle is one of only two Big 12 freshmen to average over eight points and seven rebounds in league play. Doolittle is averaging 8.3 points and 7.3 rebounds in conference competition.

► Oklahoma has seen potential from all four of its scholarship freshmen as the youngest Sooners have combined to produce 15 games of double-digit scoring - most recently a 19-point showing from McGusty against Iowa State (Jan. 21).

SOPHOMORES STEPPING UP

Players	2015-16		2016-17	
	Points	Minutes	Points	Minutes
Rashard Odomes	1.9	6.1	10.6	26.7
Christian James	2.9	9.4	9.4	24.3
Jamuni McNeace	1.2	7.7	4.3	16.0

WHERE OKLAHOMA RANKS...

Through Jan. 22

Offensive Stats		Big 12	NCAA
Points	76.8	9	114
Rebounds	38.6	6	113
Assists	12.7	9	243
FG %	.438	9	191
3FG%	.381	5	72
FT%	.718	4	120
Turnovers	14.9	9	258

Defensive Stats		Big 12	NCAA
Points Allowed	74.9	9	232
Opp. FG%	.430	9	166
Opp. 3FG%	.350	9	253
Steals	7.6	5	48
Blocks	4.8	6	56
Opp. Turnovers	14.8	5	82

WHERE THE SOONERS RANK IN THE BIG 12

Through Jan. 22

Scoring

2. Jordan Woodard.....	17.9
------------------------	------

Rebounding

12. Kristian Doolittle.....	6.1
14. Khadeem Lattin.....	5.7
17. Jordan Woodard.....	5.4

Assists

10. Jordan Woodard.....	3.9
-------------------------	-----

Steals

2. Jordan Woodard.....	2.4
12. Khadeem Lattin.....	1.4

Blocks

3. Khadeem Lattin.....	2.2
12. Jamuni McNeace.....	1.1

3-Point Field Goals Made

5. Jordan Woodard.....	2.3
------------------------	-----

3-Point Field Goal Percentage

5. Christian James.....	.435
11. Jordan Woodard.....	.395

Free Throw Percentage

2. Jordan Woodard.....	.855
7. Kristian Doolittle.....	.763

LATTIN BLOCK PARTY

► Junior forward **Khadeem Lattin** has already proven himself as one of the top shot blockers in Oklahoma program history. After 89 career games for the Sooners, Lattin ranks fourth in the OU record book in career blocks with 147.

► Owning a 7-foot-2 wingspan, Lattin averaged a Big 12-best 2.1 blocks per game in 2015-16, including 2.7 rejections in conference play. His efforts did not go unnoticed throughout the league, as he was voted to the Big 12 All-Defensive Team by conference coaches.

► Lattin is having another stellar on the defensive end in 2016-17, registering 39 blocks in 18 games. His 2.2 blocks per game ranks third in the Big 12 while his 2.6 rejections per game in conference play ranks second in the league. The big man has produced five games of four or more blocked shots this season, including twice in the past four games. He's also tallied 26 steals this season, compared to his total of 32 in 36 games last season. He ranks 12th in the conference in steals per game with 1.4.

► On the offensive end, Lattin has seen much improved production. After averaging 5.6 points on .557 shooting in 2015-16, Lattin boasts a 2016-17 average of 8.4 points on a .523 field goal percentage.

KRUGER KEEPS BUILDING

Lon Kruger has made his mark in college basketball as one of – if not the best – program rebuilders. Want proof? Look no further than what he's done with Oklahoma.

► In the two seasons before his hiring, the Sooners went 27-36 (.429) – capped by a 10th-place finish in the Big 12 in 2010-11. Since being brought on in 2011, Kruger has led the program to a 119-67 (.640) record, including a 104-51 (.671) mark over the past five seasons.

► Kruger's OU teams keep improving and have surpassed their win total from each subsequent season, with the 2015-16 squad finishing with a 29-8 record and making a trip to the Final Four. Before his arrival at OU, the Sooners had previously not been to the postseason since 2009 when they advanced to the NCAA Elite Eight.

► In five full seasons at Oklahoma, Kruger has produced four NCAA Tournament appearances, three top-three finishes in the Big 12, a national player of the year in Buddy Hield and a trip to the 2016 Final Four. Oklahoma was ranked in the top 10 of the AP Top 25 poll for every week of the 2015-16 season and made its first appearance as the poll's No. 1 team for the first time in more than 25 years.

► With 111 wins in his first five seasons at OU, Kruger owns the second most victories in the first five seasons of coaching the Sooners. Only Billy Tubbs accumulated more wins (115) in his first five years at OU. Kruger is the first coach in OU history to win six NCAA tournament games within his first five seasons.

► Boasting 598 career victories, Kruger ranks 10th in Division 1 wins among active coaches and 34th overall in NCAA Division I history.

THERE'S NO PLACE LIKE HOME

It's known as the house Alvan Adams built and Wayman Tisdale filled. It's also where Billy Tubbs resurrected Oklahoma basketball, where Blake Griffin flew high and where Buddy Hield became Buddy Buckets. Now, Lon Kruger is continuing the remarkable run of Sooner success inside the Lloyd Noble Center.

► Oklahoma has gone 59-11 (.843) at Lloyd Noble Center in the past five years, including 33-6 (.846) in the last four seasons. Overall, the Sooners are 70-16 (.814) at the LNC in the Kruger era.

► The Sooners have won 438 of their last 508 encounters at Lloyd Noble Center, good for a remarkable .862 winning percentage. Included in the stretch was a school-record 51-game winning streak (ended in 1990-91). The Sooners also recorded a Big 12 Conference-record 37-game home court winning streak (ended in 2003).

► OU is 13-8 at home against AP Top 25 opponents in the Kruger era and has won 12 of the last 16 such contests.

► Oklahoma has won 126 of its last 132 non-conference games at LNC, including 60 of its last 63. The Sooners are 34-3 in Norman against non-conference opponents under Kruger.

► Overall, the Sooners own a 533-97 (.850) record in the LNC since the building opened in 1975.

► Student interest in OU basketball has continued to grow through Kruger's tenure. Student attendance has increased by more than 100 percent from Kruger's first season (2011-12). This year, OU student season tickets sold out in less than 24 hours – the fastest rate in the OU era.

OU'S CAREER BLOCKED SHOTS LEADERS

1. Al Beal.....	230
2. Stacey King.....	228
3. Wayman Tisdale.....	209
4. Khadeem Lattin.....	147

CAREER DIVISION I WINS

30. Stew Morrill.....	620
31. Bill Self.....	609
32. Billy Tubbs.....	609
33. Slats Gill.....	599
34. Lon Kruger.....	598

OKLAHOMA IN THE LON KRUGER ERA

SINCE LON KRUGER WAS HIRED ON APRIL 1, 2011

Overall Record.....	119-67
Home.....	70-17
Road.....	24-34
Neutral.....	25-16
Record in Big 12 Regular Season Play.....	54-43
Home.....	36-13
Road.....	18-30
Record vs. Non-Conference Opponents.....	63-19
Home.....	34-4
Road.....	5-4
Neutral.....	24-11
vs. AP Top 25.....	25-32
Home.....	14-7
Road.....	6-17
Neutral.....	5-8
vs. AP Top 15.....	16-18
Home.....	8-6
Road.....	5-7
Neutral.....	3-5
vs. AP Top 10.....	9-15
Home.....	4-6
Road.....	3-5
Neutral.....	2-4
vs. AP Top 5.....	2-9
Home.....	1-4
Road.....	0-3
Neutral.....	1-2
vs. AP Ranked Big 12 Opponents.....	22-25
Home.....	14-7
Road.....	6-16
Neutral.....	1-2
vs. AP Ranked Non-Conference Opponents.....	4-7
Home.....	0-0
Road.....	0-1
Neutral.....	4-6
Both OU and Opponent are Ranked.....	18-14
Home.....	10-1
Road.....	4-8
Neutral.....	4-5

TEAM HIGHS IN THE LON KRUGER ERA

Points.....	111 vs. Central Arkansas, 12/3/15
FG Made.....	39 vs. Iowa State, 2/9/15
FG Attempted.....	88 vs. Kansas, 1/4/16
FG Percentage.....	.620 (31-50) vs. Baylor, 1/23/16
3FG Made.....	17 vs. Iowa State, 1/18/16
3FG Attempted.....	35 vs. Baylor, 3/13/14
3FG Percentage.....	.615 (8-13) vs. Okla. State, 1/12/13
FT Made.....	39 vs. Baylor, 2/23/13
FT Attempted.....	48 vs. Tulsa, 12/14/13
FT Percentage.....	1.000 (34-34) vs. Iowa State, 3/2/13
Total Rebounds.....	63 vs. S.C. State, 12/21/12
Assists.....	29 vs. Baylor, 1/23/16
Steals.....	16, Twice, Last: vs. Oral Roberts, 12/7/16
Blocks.....	14 vs. Texas Tech, 1/26/16
Opponent Turnovers.....	23, Twice, Last: vs. Auburn, 12/21/16

PLAYER HIGHS IN THE LON KRUGER ERA

Points.....	46, Buddy Hield vs. Kansas, 1/4/16
Rebounds.....	18, Ryan Spangler vs. Kansas, 1/4/16
.....	18, Romero Osby vs. S.C. State, 12/21/11
Assists ..	12, Jordan Woodard vs. UT Arlington, 12/17/13

WATCHING WOODARD

► A 2015-16 All-Big 12 honorable mention selection, **Jordan Woodard** was the team's second-leading scorer last season with averages of 13.0 points (10th in Big 12), 3.4 assists (9th), 3.0 rebounds and 1.6 steals (5th) in 29.8 minutes. The Big 12 coaches voted Woodard a preseason All-Big 12 Honorable Mention selection ahead of the 2016-17 season and he has continued to improve his numbers as Oklahoma's leading scorer. At 17.9 points per game, Woodard is second in scoring among all Big 12 players.

► Woodard has seen remarkable development from season to season – particularly from behind the 3-point arc. After shooting 17-for-67 (.254) from 3-point range in 2014-15, Woodard sunk 80 treys on 176 attempts (.455) his junior year to finish second in the Big 12 in 3-point shooting. His scoring average continues to rise each season as he almost doubled his scoring output from his sophomore season two years ago (9.3 points per game).

► With three-plus seasons of experience in the Sooner starting lineup under his belt, Woodard makes a dent in the OU record book with each additional game he plays. With 21 points against Iowa State, Woodard passed Harvey Grant (1,391) and Steven Pledger (1,392) on Saturday to sit in 14th all-time with 1,399 points. He is currently 248 points shy of finishing his career as top-10 scorer in program history. He already ranks in the top 10 of five statistical categories in the OU record book (free throws, free throw percentage, assists, steals, minutes played).

► With 433 made foul shots and a career free throw percentage of .811, Woodard is just the seventh Sooner to ever sink 400 career free throws. No Sooner has ever finished his collegiate career with over 400 made free throws at a rate of over .800.

WOODARD IN THE OU RECORD BOOKS

Points	Free Throws	Steals
12. John McCullough 1,507	3. Don Sidle 456	5. Eduardo Najera 193
13. Chucky Barnett 1,462	4. Jeff Webster 441	6. Ryan Minor 189
14. Jordan Woodard 1,399	5. Jordan Woodard 433	7. Jordan Woodard 181
Assists	Free Throw Percent (min 175 att)	Minutes Played
4. Ricky Grace 471	6. David Little822	8. Jeff Webster 3,666
5. Mookie Blaylock 465	7. Nolan Johnson814	9. Wayman Tisdale 3,653
6. Jordan Woodard 464	8. Jordan Woodard811	10. Jordan Woodard 3,585

SOONER TIP-INS

► **SWITCHING IT UP:** After five games of using the same starting lineup, head coach **Lon Kruger** swapped **Kristian Doolittle** for **Matt Freeman** at the forward position. It was the first time since February of 2013 that Kruger has adjusted a starting lineup during the season. **Dante Buford** received the start at the forward position in OU's next two games (Dec. 7 vs. Oral Roberts and Dec. 10 vs. Wichita State) before reuniting to Doolittle. The Sooner starting lineup has continued to shift throughout the season. **Jordan Woodard, Jordan Shepherd and Darrion Strong-Moore** have all had a chance to start at point guard. In total, the Sooners have used nine different lineups this season – the most lineups used in one season under Kruger. The Sooners are 8-5 with Woodard in the starting lineup.

► **YOUTH GROUP:** One of the youngest teams in both the Big 12 and the nation, Oklahoma has seen its freshmen and sophomores play a large role for the Sooners this season. The Sooner roster boasts 11 underclassmen (freshmen and sophomores) – the most of any OU team in the Lon Kruger era and the most of any Big 12 roster this season. The young Sooners have received ample experience through their first seven Big 12 contests. OU freshmen have played a total of 538 minutes (second most in Big 12), averaging a combined 25.9 points per game and contributing 36.1 percent of OU's scoring in Big 12 play – the second-highest percentage in the conference. Sooner underclassmen rank second in the Big 12 in total minutes played in conference competition (1,077) and have scored 68.9 percent of Oklahoma's points the past seven games (second in Big 12).

► **BENCH SUCCESS:** OU continues to show its depth in conference play. Through seven Big 12 games, Oklahoma boasts 24.7 bench points per game in league competition – the second most in the conference. The Sooners are one of only three Big 12 squads to average over 20 bench points in league games as the conference averages 17.5 per contest.

WOODARD'S REMARKABLE IMPROVEMENT

SEASON	PPG	FG%	3FG%	3FGM
2014-15	9.3	.361	.254	17
2015-16	11.1	.416	.455	80
2016-17	17.9	.426	.395	32

2016-17 STARTING LINEUPS

Lineup	Record
Woodard, McGusty, Odomes, Buford, Lattin	2-0
Woodard, James, Odomes, Doolittle, Lattin	4-1
Woodard, James, Odomes, Freeman, Lattin	1-1
Woodard, James, Odomes, Buford, Lattin	1-1
Shepherd, Woodard, Odomes, Doolittle, Lattin	0-1
Woodard, McGusty, Odomes, Doolittle, Lattin	0-1
Strong-Moore, James, Odomes, Doolittle, Lattin	0-1
Strong-Moore, McGusty, Odomes, Doolittle, Lattin	0-1
Shepherd, James, Odomes, Doolittle, Lattin	0-3

YOUNG SOONERS GAINING EXPERIENCE

		Rank in Big 12
Freshmen on Roster	7	T1
Underclassmen on Roster	11	1
Freshmen Points Per Game in Big 12 Play	25.9	2
Percent Scoring by Freshmen in Big 12 Play	36.1%	2
Percent Scoring by Underclassmen in Big 12 Play	68.9%	2
Minutes Played by Freshmen in Big 12 Play	538	2
Minutes Played by Underclassmen in Big 12 Play	1,077	2

RESULTS AND GAME LEADERS

Date	Opponent	W/L	Score	Margin	Attend.	Points Leader	Rebounds Leader	Assists Leader
11/13	Northwestern State	W	97-61	+36	8,456	Lattin - 19	Lattin - 11	Odomes - 5
11/17	vs. Tulane#	W	89-70	+19	1,991	Woodard - 22	Doolittle - 12	Woodard - 7
11/18	vs. Northern Iowa#	L	67-73 (OT)	-6	902	Doolittle, Woodard - 13	James, Odomes - 7	Odomes - 3
11/20	vs. Clemson#	W	70-64	+6	2,016	Woodard - 21	Doolittle - 7	Woodard - 9
11/25	Abilene Christian	W	72-64	+8	9,303	Woodard - 16	Lattin - 9	McGusty - 3
11/29	Northern Colorado	W	87-66	+21	7,579	Doolittle - 17	Woodard - 9	Woodard - 7
12/3	at Wisconsin (NR/17)	L	70-90	-20	17,278	Odomes - 17	Lattin - 7	Four Players - 1
12/7	Oral Roberts	W	92-66	+26	8,034	James - 17	Three Players - 4	Shepherd - 4
12/10	Wichita State\$	L	73-76	-3	11,157	Woodard - 28	Lattin - 8	Strong-Moore - 5
12/17	Memphis	L	94-99 (OT)	-5	9,081	Woodard - 22	McNeace - 9	Odomes - 3
12/21	vs. Auburn!	L	70-74	-4	3,462	Shepherd - 13	Two Players - 7	Shepherd - 3
12/30	Baylor (NR/4)	L	50-76	-26	10,254	James - 11	Odomes - 7	Doolittle - 3
1/3	at TCU	L	57-60	-3	5,576	McGusty - 11	Doolittle - 6	Three Players - 3
1/7	at Kansas State	L	64-75	-11	12,295	McGusty - 20	Doolittle - 8	Strong-Moore - 4
1/10	Kansas (NR/2)	L	70-81	-11	9,788	Two Players - 13	Lattin - 11	Woodard - 5
1/14	Texas Tech	W	84-75	+9	8,601	Woodard - 27	Odomes - 8	Odomes - 4
1/18	at West Virginia (NR/7)	W	89-87 (OT)	+2	11,895	Woodard - 20	Doolittle - 7	Woodard - 5
1/21	Iowa State	L	87-92 (2OT)	-5	9,673	Woodard - 21	Doolittle - 15	Woodard - 5

POINTS, REBOUNDS AND ASSISTS

Date	Opponent	0 STRONG-MOORE	1 ODOMES	3 JAMES	4 MCNEACE	5 FREEMAN	10 WOODARD	11 DOOLITTLE	12 LATTIN	13 SHEPHERD	15 QUINN	20 MCGUSTY	21 BUFORD	22 HARPER	25 COLE	30 THORPE	40 ANDERSON
11/13	Northwestern State	9-0-3	4-3-5	12-3-3	6-6-0	15-1-0	16-5-3	5-3-1	19-11-0	8-1-2	DNP	3-1-0	DNP	0-1-1	0-2-1	0-0-0	0-0-0
11/17	vs. Tulane#	4-0-3	15-4-1	12-4-4	6-9-0	6-2-0	22-6-7	8-12-0	10-4-2	2-0-2	DNP	4-2-2	DNP	DNP	DNP	DNP	DNP
11/18	vs. Northern Iowa#	0-1-1	11-7-3	9-7-2	2-4-0	3-2-2	13-4-2	13-5-2	11-6-0	0-0-1	DNP	3-1-0	DNP	DNP	2-1-0	DNP	DNP
11/20	vs. Clemson#	6-2-3	0-1-1	17-3-1	0-3-0	0-4-1	21-5-9	2-7-3	10-4-1	0-0-1	DNP	14-1-0	0-0-0	DNP	0-0-0	DNP	DNP
11/25	Abilene Christian	5-2-1	13-3-0	4-1-2	5-6-0	5-4-0	16-4-0	9-5-0	9-9-0	0-0-0	DNP	6-2-3	0-0-0	DNP	DNP	DNP	DNP
11/29	Northern Colorado	2-1-1	8-2-1	14-7-1	3-7-0	0-2-0	14-9-7	17-5-0	10-6-0	5-0-1	DNP	6-3-1	8-1-1	DNP	0-0-0	DNP	DNP
12/3	at Wisconsin (NR/17)	7-0-1	17-1-1	11-4-1	0-2-0	0-2-0	9-5-1	4-3-0	9-7-0	0-0-0	DNP	11-1-0	2-1-0	DNP	0-0-0	DNP	DNP
12/7	Oral Roberts	3-1-3	12-3-3	17-4-1	2-0-1	9-3-0	15-3-2	9-4-1	9-4-2	9-2-4	DNP	8-3-2	0-3-0	DNP	0-0-0	0-3-0	0-0-0
12/10	Wichita State\$	0-2-5	10-2-1	15-6-0	2-4-0	3-0-0	28-7-4	8-5-0	3-8-0	0-0-0	DNP	0-0-0	4-1-1	DNP	DNP	DNP	DNP
12/17	Memphis	2-2-1	9-5-3	15-7-1	13-9-1	0-0-0	22-4-1	1-2-2	4-1-0	18-2-2	DNP	0-0-1	10-0-0	DNP	0-0-0	DNP	DNP
12/21	Auburn!	2-1-0	12-4-2	10-5-2	8-7-0	8-2-1	DNP	7-7-0	6-5-0	13-0-3	DNP	4-2-1	0-1-0	DNP	DNP	DNP	DNP
12/30	Baylor (NR/4)	6-0-0	5-7-2	11-0-2	2-2-0	7-4-2	DNP	0-3-3	8-5-1	2-2-2	DNP	9-2-0	DNP	DNP	0-0-0	DNP	DNP
1/3	at TCU	10-1-1	5-4-3	3-3-2	2-4-0	10-0-0	DNP	8-6-1	6-3-0	0-0-3	DNP	11-3-3	2-1-0	DNP	DNP	DNP	DNP
1/7	at Kansas State	10-2-4	10-6-1	3-1-0	4-0-1	3-2-0	DNP	8-8-2	4-5-2	2-0-1	DNP	20-1-0	0-0-0	DNP	0-0-0	DNP	DNP
1/10	Kansas (NR/10)	0-1-1	13-3-1	9-5-0	8-7-0	0-0-0	7-5-5	7-7-1	8-11-1	0-0-0	DNP	13-1-1	5-3-0	DNP	DNP	DNP	DNP
1/14	Texas Tech	3-1-1	24-8-4	1-5-1	1-1-0	0-1-0	27-7-3	8-5-1	10-6-0	DNP	DNP	10-2-1	0-1-0	DNP	0-0-0	DNP	DNP
1/18	at West Virginia (NR/7)	0-1-0	13-4-2	2-3-2	14-5-0	0-1-0	20-4-5	12-7-1	8-4-0	DNP	DNP	17-5-1	3-1-0	DNP	DNP	DNP	DNP
1/21	Iowa State	0-0-0	9-5-4	5-4-0	0-4-1	DNP	21-7-5	15-15-2	8-4-0	0-0-0	DNP	19-2-0	10-4-1	DNP	DNP	DNP	DNP

Tire Pros Invitational (Orlando, Fla.), \$ All-College Classic (Oklahoma City), ! Birthday of Basketball (Uncasville, Conn.)

GAME-BY-GAME TEAM STATS

		FG-A	Pct.	3FG-A	Pct.	FT-A	Pct.	O-D-T	PF	A	TO	B	S	1	2	OT	TP
11/13	Northwestern State at Oklahoma	21-64	.328	4-15	.267	15-25	.600	16-16-32	15	11	17	0	8	27	34	-	61
		37-63	.587	9-18	.500	14-23	.609	13-28-41	22	19	14	7	7	46	51	-	97
11/17	vs. Tulane#	25-60	.417	11-22	.500	9-17	.529	6-25-31	25	16	15	9	5	35	35	-	70
	Oklahoma	32-62	.516	8-17	.471	17-28	.607	12-34-46	19	21	14	1	7	38	51	-	89
11/18	vs. Northern Iowa#	24-60	.400	12-31	.368	13-16	.813	5-27-32	18	12	13	6	10	18	41	14	73
	Oklahoma	21-56	.375	7-19	.368	18-22	.818	11-31-42	22	13	24	6	9	31	28	8	67
11/20	vs. Clemson#	21-68	.309	7-24	.292	15-21	.714	23-24-47	11	13	17	2	5	23	41	-	64
	Oklahoma	27-57	.474	10-20	.500	6-7	.857	5-28-33	23	20	13	7	9	35	35	-	70
11/25	Abilene Christian at Oklahoma	24-57	.421	7-22	.318	9-19	.474	10-32-42	32	6	22	4	13	30	34	-	64
		20-55	.364	3-14	.214	29-46	.630	12-28-40	17	6	14	5	14	26	46	-	72
11/29	Northern Colorado at Oklahoma	26-71	.366	10-33	.303	4-7	.571	13-22-35	16	14	15	0	11	34	32	-	66
		34-63	.540	8-23	.348	11-21	.524	13-32-45	13	13	16	9	11	40	47	-	87
12/3	at No. 17 Wisconsin	33-63	.524	12-27	.444	12-20	.600	10-21-31	14	15	5	4	5	37	53	-	90
	Oklahoma	25-51	.490	6-14	.429	14-17	.824	6-23-29	20	4	16	3	1	40	30	-	70
12/7	Oral Roberts	25-57	.439	10-24	.417	6-12	.500	7-22-29	11	12	20	1	6	27	39	-	66
	Oklahoma	33-64	.516	11-23	.478	15-16	.938	9-28-37	12	19	13	3	16	43	49	-	92
12/10	Wichita State\$	25-63	.397	9-28	.321	17-23	.139	11-32-43	23	16	12	7	4	37	39	-	76
	Oklahoma	20-65	.308	6-21	.286	27-34	.794	16-30-46	23	11	10	9	8	39	34	-	73
12/17	Memphis	33-58	.569	5-16	.313	28-32	.875	8-27-35	17	11	13	4	8	38	46	15	99
	Oklahoma	35-73	.479	12-26	.462	12-17	.706	15-19-34	22	12	10	3	7	47	37	10	94
12/21	vs. Auburn!	22-50	.440	8-22	.364	22-29	.759	8-37-45	25	10	23	7	8	34	40	-	74
	Oklahoma	23-72	.319	5-17	.294	19-26	.731	17-24-41	27	9	14	3	5	22	48	-	70
12/30	No. 4 Baylor	30-63	.476	9-20	.450	7-12	.583	17-29-46	21	15	13	4	7	36	40	-	76
	Oklahoma	17-52	.327	8-23	.348	8-15	.533	11-29-30	12	12	13	4	3	17	33	-	50
1/3	at TCU	21-49	.429	5-17	.294	13-18	.722	6-29-35	12	11	16	13	4	34	26	-	60
	Oklahoma	23-62	.371	5-16	.313	6-11	.545	12-19-31	17	13	13	6	10	38	19	-	57
1/7	at Kansas State	26-48	.542	7-18	.389	16-23	.696	7-19-26	12	16	13	2	8	43	32	-	75
	Oklahoma	25-48	.521	6-11	.545	8-10	.800	5-21-26	21	11	19	3	6	27	37	-	64
1/10	No. 2 Kansas	27-67	.403	12-27	.444	15-18	.833	12-30-42	16	17	11	3	6	27	54	-	81
	Oklahoma	26-69	.377	5-19	.263	13-16	.813	15-29-44	20	10	14	6	6	36	34	-	70
1/14	Texas Tech	29-61	.475	6-25	.240	11-14	.786	6-21-27	24	12	12	4	4	35	40	-	75
	Oklahoma	25-56	.446	4-14	.286	30-37	.811	13-26-39	17	11	14	1	6	41	43	-	84
1/18	at No. 7 West Virginia	31-71	.437	7-25	.280	18-29	.621	18-26-44	21	17	13	9	6	34	43	10	87
	Oklahoma	35-71	.493	4-16	.714	15-21	.714	14-27-41	23	11	12	5	7	37	40	12	89
1/21	Iowa State	32-75	.427	10-35	.286	18-27	.667	13-28-41	19	14	16	4	18	30	39	9 14	92
	Oklahoma	29-72	.403	9-20	.450	20-26	.769	17-33-50	21	13	25	5	5	29	40	9 9	87

HOW THE SOONERS SCORED

Date	Opponent	Points scored in...				Points scored from...						Points scored by...	
		1st Half	2nd Half	OT	Total	In the Paint	2-Pointers	3-Pointers	Free Throws	Fast Break	Off Turnovers	Starters	Bench
11/13	Northwestern State	46	51	-	97	52	56 (28-45)	27 (9-18)	14 (14-23)	16	13	46	41
11/17	vs. Tulane#	38	51	-	89	40	48 (24-45)	24 (8-17)	17 (17-28)	6	21	67	22
11/18	vs. Northern Iowa#	31	28	8	67	22	28 (14-37)	21 (7-19)	18 (18-22)	4	13	57	10
11/20	vs. Clemson#	35	35	-	70	22	34 (17-37)	30 (10-20)	6 (6-7)	10	25	50	20
11/25	Abilene Christian	26	46	-	72	28	34 (17-41)	9 (3-14)	29 (29-46)	0	20	51	21
11/29	Northern Colorado	40	47	-	87	52	52 (26-40)	24 (8-23)	11 (11-21)	16	17	46	41
12/3	at No. 17 Wisconsin	40	30	-	70	24	38 (19-37)	18 (6-14)	14 (14-17)	6	4	46	24
12/7	Oral Roberts	43	49	-	92	30	44 (22-41)	33 (11-23)	15 (15-16)	8	30	53	39
12/10	Wichita State\$	39	34	-	73	22	28 (14-44)	18 (6-21)	27 (27-34)	2	14	60	13
12/17	Memphis	47	37	10	94	34	46 (23-47)	36 (12-26)	12 (12-17)	6	18	54	40
12/21	vs. Auburn!	22	48	-	70	32	36 (18-55)	15 (5-17)	19 (19-26)	4	17	48	22
12/30	No. 4 Baylor	17	33	-	50	16	18 (9-29)	24 (8-23)	8 (8-15)	4	14	26	24
1/3	at TCU	38	19	-	57	30	36 (18-46)	15 (5-16)	6 (6-11)	0	17	22	35
1/7	at Kansas State	27	37	-	64	30	38 (19-30)	18 (6-11)	8 (8-10)	4	13	35	29
1/10	No. 2 Kansas	36	34	-	70	38	42 (21-50)	15 (5-19)	13 (13-16)	7	10	41	29
1/14	Texas Tech	41	43	-	84	28	42 (21-42)	12 (4-14)	30 (30-37)	4	16	71	13
1/18	at No. 7 West Virginia	37	40	12	89	48	62 (31-55)	12 (4-16)	15 (15-21)	8	15	61	28
1/21	Iowa State	29	40	9 9	87	28	40 (20-52)	27 (9-20)	20 (20-26)	7	17	72	15
Season Averages		35.1	39.0	12.0	76.8	32.0	40.2 (.467)	21.0 (.381)	15.7 (.718)	6.2	16.3	50.3	25.9

DOUBLE-DIGIT PERFORMANCES AND GAME LEADERS

	10+ POINTS	20+ POINTS	30+ POINTS	10+ REBOUNDS	10+ ASSISTS	DOUBLE-DOUBLES	LED OU IN...		
							POINTS	REBOUNDS	ASSISTS
Richard Anderson	-	-	-	-	-	-	-	-	-
Dante Buford	2	-	-	-	-	-	-	-	-
C.J. Cole	-	-	-	-	-	-	-	-	-
Kristian Doolittle	4	-	-	2	-	1	1	8	1
Matt Freeman	2	-	-	-	-	-	-	-	-
Daniel Harper	-	-	-	-	-	-	-	-	-
Christian James	10	-	-	-	-	-	2	2	1
Khadeem Lattin	6	-	-	2	-	1	3	5	-
Kameron McGusty	8	1	-	-	-	-	3	1	3
Jamuni McNeace	2	-	-	-	-	-	-	1	-
Grant Quinn	-	-	-	-	-	-	-	-	-
Rashard Odomes	11	1	-	-	-	-	2	3	6
Jordan Shepherd	2	-	-	-	-	-	1	-	3
Darrion Strong-Moore	2	-	-	-	-	-	-	-	3
Marshall Thorpe	-	-	-	-	-	-	-	-	-
Jordan Woodard	13	7	-	-	-	-	9	1	7

GAME MARGINS

	1	2	3	4	5	6	7	8	9	10	11	12	13	14	15	16+	OU IN GAMES DECIDED BY ...	
Wins by...	-	1	-	-	-	1	-	1	1	-	-	-	-	-	-	4	5 points or less	1-5
Losses by...	-	-	2	1	2	1	-	-	-	-	2	-	-	-	-	2	6-10 points	3-1
																	11-19 points	1-2
																	20 or more points.....	3-2

LEADS AND DEFICITS

Largest lead.....	40 (96-56), vs. Northwestern State, 11/13
Largest deficit.....	34 (57-33), vs. Baylor, 12/30
Largest halftime lead.....	19 (46-27), vs. Northwestern State, 11/13
Largest halftime deficit.....	19 (36-17), vs. Baylor, 12/30

Largest halftime deficit in a win..	4 (30-26), vs. Abilene Christian, 11/25
Largest deficit in a win	15 (66-51), vs. West Virginia, 1/18
Largest winning margin.....	36 (97-61), vs. Northwestern State, 11/13
Largest losing margin	26 (76-50), vs. Baylor, 12/30

OU'S RECORD WHEN...

Home	5-5
Played at Lloyd Noble Center	5-4
Road.....	1-3
Neutral Site	2-2
Overtime.....	1-2
Big 12 Conference Games.....	2-5
Non-Conference Games	6-5
vs. AP Top 25 opponents	1-3
vs. Power Five school (Big 12, Big 10, Pac 12, SEC, ACC)	3-7
vs. non-Power Five school.....	5-3
On no days rest.....	0-1
On one days rest	1-0
On two days rest.....	0-3
On three days rest	4-4
On four days rest.....	2-0
One five+ days rest.....	0-2
Ahead at the half.....	7-6
Behind at the half	1-4
Tied at the half.....	0-0
FG% of .500 or more	4-1
FG% less than .500.....	3-8
Better FG% than opp.....	6-0
Worse FG% than opp.	2-10
Same FG% as opp.	0-0
More 3-point field goals.....	3-2
Fewer 3-point field goals.....	5-7

Same 3-point field goals.....	0-1
Bench outscores or ties opponent bench.....	6-8
Bench outscored by opponent bench	3-2
More or same points in the paint.....	5-7
Fewer points in the paint.....	3-3
More or same fast break points	7-3
Fewer fast break points.....	1-7
More or same second chance points.....	6-7
Fewer second chance points	2-3
Outrebounds opponent.....	5-4
Tied or outrebounded by opponent	3-6
Same or fewer TOs than opp.	6-5
More TOs than opp.	2-5
Score fewer than 50 pts.	0-0
Score 50-59 pts.	0-2
Score 60-69 pts.	0-2
Score 70-79 pts.	2-4
Score 80-89 pts.	4-1
Score 90 or more pts.	2-1
Allow fewer than 50 pts.	0-0
Allow 50-59 pts.	0-0
Allow 60-69 pts.	5-1
Allow 70-79 pts.	2-5
Allow 80-89 pts.	1-1
Allow 90 or more pts.	0-3

OKLAHOMA TEAM HIGHS AND LOWS

STAT	FIRST HALF HIGH	SECOND HALF HIGH	GAME HIGH	FIRST HALF LOW	SECOND HALF LOW	GAME LOW
Points	47 vs. Memphis, 12/17	51 (Twice)	97 vs. Northwestern St, 11/13	17 vs. Baylor, 12/30	28 vs. Northern Iowa, 11/18	50 vs. Baylor, 12/30
FG Made	19 vs. Memphis, 12/17	20 vs. Northwestern St, 11/13	37 vs. Northwestern St, 11/13	7 (3 Times)	6 vs. Northern Iowa, 11/18	17 vs. Baylor, 12/30
FG Attempted	35 (3 Times)	38 vs. Auburn, 12/21	73 vs. Memphis, 12/17	23 vs. Abilene Christian, 11/25	22 (Twice)	48 vs. Kansas State, 1/7
FG Percentage	.559 vs. Memphis, 12/17	.682 vs. Kansas State, 1/7	.587 vs. Northwestern St, 11/13	.235 vs. Auburn, 12/21	.273 vs. Northern Iowa, 11/18	.308 vs. Wichita State, 12/20
3FG Made	6 vs. Memphis, 12/17	6 (Twice)	12 vs. Memphis, 12/17	1 (3 Times)	1 vs. Wisconsin, 12/3	3 vs. Abilene Christian, 11/25
3FG Attempted	15 vs. No. Colorado, 11/29	14 vs. Clemson, 11/20	23 (3 Times)	6 (3 Times)	3 vs. Kansas State, 1/7	11 vs. Kansas State, 1/7
3FG Percentage	.667 vs. Clemson, 11/20	.800 vs. Tulane, 11/17	.545 vs. Kansas State, 1/7	.111 vs. Auburn, 12/21	.167 vs. Wisconsin, 12/3	.214 vs. Abilene Christian, 11/25
FT Made	14 vs. Wichita State, 12/20	20 vs. Texas Tech, 1/14	30 vs. Texas Tech, 1/14	0 vs. Baylor, 12/30	3 (3 Times)	6 (Twice)
FT Attempted	23 vs. Abilene Christian, 11/25	26 vs. Texas Tech, 1/14	46 vs. Abilene Christian, 11/25	2 vs. Baylor, 12/30	4 vs. Clemson, 11/20	7 vs. Clemson, 11/20
FT Percentage	1.000 (Twice)	.867 vs. Northern Iowa, 11/18	.938 vs. Oral Roberts, 12/7	.000 vs. Baylor, 12/30	.429 vs. TCU, 1/3	.524 vs. No. Colorado, 11/29
Off. Rebounds	11 vs. Kansas, 1/10	12 vs. Texas Tech, 1/14	17 (Twice)	1 vs. Texas Tech, 1/14	2 vs. Kansas State, 1/7	5 (Twice)
Def. Rebounds	19 (Twice)	18 vs. Wichita State, 12/20	34 vs. Tulane, 11/17	10 (Twice)	8 (3 Times)	19 (3 Times)
Total Rebounds	26 (Twice)	26 vs. Wichita State, 12/20	50 vs. Iowa State, 1/21	14 vs. Kansas State, 1/7	11 vs. Wisconsin, 12/3	26 vs. Kansas State, 1/7
Assists	11 vs. Tulane, 11/17	10 (Twice)	21 vs. Tulane, 11/17	3 vs. (3 Times)	2 vs. Wisconsin, 12/3	4 vs. Wisconsin, 12/3
Steals	9 vs. Oral Roberts, 12/7	10 vs. Abilene Christian, 11/25	16 vs. Oral Roberts, 12/7	0 vs. Kansas State, 1/7	0 vs. Wisconsin, 12/3	1 vs. Wisconsin, 12/3
Blocks	6 vs. No. Colorado, 11/29	6 vs. Wichita State, 12/20	9 (Twice)	0 (Twice)	1 (6 Times)	1 (Twice)
Turnovers	10 vs. Clemson, 11/20	12 vs. Northern Iowa, 11/18	25 vs. Iowa State, 1/21	3 vs. Wichita State, 12/20	3 vs. Clemson, 11/20	10 vs. Wichita State, 12/20
Fouls	11 (3 Times)	17 vs. Auburn, 12/21	27 vs. Auburn, 12/21	6 (Twice)	7 (Twice)	12 (Twice)
Points in the Paint	24 vs. No. Colorado, 11/29	30 vs. Northwestern St, 11/13	52 (Twice)	8 (Twice)	6 vs. Northern Iowa, 11/18	16 vs. Baylor, 12/30
Second-Chance Points	13 vs. West Virginia, 1/18	11 vs. Texas Tech, 1/14	20 vs. West Virginia, 1/18	0 (Twice)	0 (Twice)	0 vs. Clemson, 11/20
Fast Break Points	8 vs. Northwestern St, 11/13	10 vs. No. Colorado, 11/29	20 vs. West Virginia, 1/18	0 (6 Times)	0 (3 Times)	0 (Twice)
Points off Turnovers	15 vs. Clemson, 11/20	20 vs. Abilene Christian, 11/25	30 vs. Oral Roberts, 12/7	2 (Twice)	2 vs. Wisconsin, 12/3	4 vs. Wisconsin, 12/3
Bench Points	25 vs. TCU, 1/3	27 vs. Northwestern St, 11/13	41 (Twice)	9 vs. Texas Tech, 1/14	0 vs. Northern Iowa, 11/18	10 vs. Northern Iowa, 11/18

OKLAHOMA INDIVIDUAL HIGHS

STAT	FIRST HALF HIGH	SECOND HALF HIGH	GAME HIGH
Points	17, Rashard Odomes vs. Texas Tech, 1/14	18, Jordan Woodard vs. Texas Tech, 1/14	28, Jordan Woodard vs. Wichita State, 12/20
FG Made	7, Rashard Odomes vs. Texas Tech, 1/14	5, 7 Times, Last: Jordan Woodard vs. Iowa State, 1/21	9, Twice, Last: Rashard Odomes vs. Texas Tech, 1/14
FG Attempted	11, Christian James vs. Wichita State, 12/20	10, Twice: Jordan Woodard vs. Iowa State, 1/21	18, Jordan Woodard vs. Memphis, 12/17
3FG Made	3, Kameron McGusty vs. Iowa State, 1/21	4, Christian James vs. Clemson, 11/20	5, Christian James vs. Clemson, 11/20
3FG Attempted	5, Christian James vs. Wichita State, 12/20	5, Twice, Last: Jordan Woodard vs. Wichita State, 12/20	10, Jordan Woodard vs. Northern Iowa, 11/18
FT Made	6, Rashard Odomes vs. Texas Tech, 1/14	8, Jordan Woodard vs. Texas Tech, 1/14	14, Jordan Woodard vs. Texas Tech, 1/14
FT Attempted	6, Rashard Odomes vs. Texas Tech, 1/14	8, Twice, Last: Jordan Woodard vs. Texas Tech, 1/14	14, Jordan Woodard vs. Texas Tech, 1/14
Off. Rebounds	4, 3 Times, Last: Khadeem Lattin vs. Kansas, 1/10	4, Khadeem Lattin vs. Northern Iowa, 11/18	6, Khadeem Lattin vs. Northwestern St, 11/13
Def. Rebounds	6, Kristian Doolittle vs. Iowa State, 1/21	6, Jamuni McNeace vs. No. Colorado, 11/29	12, Kristian Doolittle vs. Iowa State, 1/21
Total Rebounds	8, Jamuni McNeace vs. Memphis, 12/17	6, Twice, Kristian Doolittle vs. Iowa State, 1/21	15, Kristian Doolittle vs. Iowa State, 1/21
Assists	5, Jordan Woodard vs. Iowa State, 1/21	5, Jordan Woodard vs. Clemson, 11/20	9, Jordan Woodard vs. Clemson, 11/20
Steals	3, Twice, Last: Christian James vs. Oral Roberts, 12/7	3, 4 Times, Last: Kameron McGusty, 1/3	4, 5 Times, Last: Jordan Woodard vs. West Virginia, 1/18
Blocks	4, Khadeem Lattin vs. No. Colorado, 11/29	4, Khadeem Lattin vs. Kansas, 1/10	5, Twice, Last: Khadeem Lattin vs. Kansas, 1/10

OKLAHOMA TOP INDIVIDUAL PERFORMANCES

POINTS

28, Jordan Woodard vs. Wichita State, 12/10
27, Jordan Woodard vs. Texas Tech, 1/14
24, Rashard Odomes vs. Texas Tech, 1/14
22, Jordan Woodard vs. Memphis, 12/17
22, Jordan Woodard vs. Tulane, 11/17

STEALS

4, Jordan Woodard vs. West Virginia, 1/18
4, Kameron McGusty vs. TCU, 1/3
4, Khadeem Lattin vs. Oral Roberts, 12/7
4, Christian James vs. Oral Roberts, 12/7
4, Jordan Woodard vs. Tulane, 11/17

REBOUNDS

15, Kristian Doolittle vs. Iowa State, 1/21
12, Kristian Doolittle vs. Tulane, 11/17
11, Khadeem Lattin vs. Kanasa, 1/10
11, Khadeem Lattin vs. Northwestern St, 11/13
9, 4 Times, Last: Jamuni McNeace, 12/17

BLOCKS

5, Khadeem Lattin vs. Kansas, 1/10
5, Khadeem Lattin vs. No. Colorado, 11/29
4, Khadeem Lattin vs. West Virginia, 1/18
4, Khadeem Lattin vs. Wichita State, 12/10
4, Khadeem Lattin vs. Northern Iowa, 11/18

ASSISTS

9, Jordan Woodard vs. Clemson, 11/20
7, Jordan Woodard vs. No. Colorado, 11/29
7, Jordan Woodard vs. Tulane, 11/17
5, 5 Times vs. Jordan Woodard vs. Iowa State, 1/21

FIELD GOAL PERCENTAGE (MIN. 5 MAKES)

.875 (7-8), Kristian Doolittle vs. No. Colorado, 11/29
.857 (6-7), Matt Freeman vs. Northwestern St, 11/13
.833 (5-6), Khadeem Lattin vs. No. Colorado, 11/29
.778 (7-9), Khadeem Lattin vs. Northwestern St, 11/13

OPPONENT TEAM HIGHS AND LOWS

STAT	FIRST HALF HIGH	SECOND HALF HIGH	GAME HIGH	FIRST HALF LOW	SECOND HALF LOW	GAME LOW
Points	43 by Kansas State, 1/7	54 by Kansas, 1/10	99 by Memphis, 12/17	18 by Northern Iowa, 11/18	26 by TCU, 1/3	60 by TCU, 1/3
FG Made	16 by Baylor, 12/30	19 by Wisconsin, 12/3	33 (Twice)	7 by Northern Iowa, 11/18	9 by TCU, 1/3	21 (3 Times)
FG Attempted	37 by West Virginia, 1/18	39 by Clemson, 11/20	75 by Iowa State, 1/21	25 by Memphis, 12/17	20 by Kansas State, 1/7	48 by Kansas State, 1/7
FG Percentage	.536 by Kansas State, 1/7	.633 by Wisconsin, 12/3	.569 by Memphis, 12/17	.259 by Northern Iowa, 11/18	.300 by Wichita State, 12/10	.309 by Clemson, 11/20
3FG Made	6 (Twice)	9 by Kansas, 1/10	12 (Twice)	1 by Abilene Christian, 11/25	1 (Twice)	4 by Northwestern St,11/13
3FG Attempted	18 (Twice)	16 (Twice)	35 by Iowa State, 1/21	6 by Abilene Christian, 11/25	5 by West Virginia, 1/18	15 by Northwestern St,11/13
3FG Percentage	.545 by Tulane, 11/17	.571 by Wisconsin, 12/3	.500 by Tulane, 11/17	.154 by Texas Tech, 1/14	.143 (Twice)	.267 by Northwestern St,11/13
FT Made	9 by Memphis, 12/17	14 (Twice)	28 by Memphis, 12/17	0 (Twice)	1 by No. Colorado, 11/29	4 by No. Colorado, 11/29
FT Attempted	12 by Northern Iowa, 11/18	21 by Auburn, 12/21	32 by Memphis, 12/17	1 by Baylor, 12/30	3 by Northern Iowa, 11/18	7 by No. Colorado, 11/29
FT Percentage	1.000 (4 Times)	1.000 by Northern Iowa, 11/18	.875 by Memphis, 12/17	.000 (Twice)	.250 by No. Colorado, 11/29	.474 by Abilene Christian, 11/25
Off. Rebounds	9 by Clemson, 11/20	14 by Clemson, 11/20	23 by Clemson, 11/20	1 by Oral Roberts, 12/7	2 (3 Times)	5 by Northern Iowa, 11/18
Def. Rebounds	19 by Abilene Christian, 11/25	19 by Auburn, 12/21	37 by Auburn, 12/21	6 by Wisconsin, 12/3	5 (Twice)	16 by Northwestern St,11/13
Total Rebounds	26 by Abilene Christian, 11/25	27 by Clemson, 11/20	47 by Clemson, 11/20	12 by Memphis, 12/17	8 by Kansas State, 1/7	26 by Kansas State, 1/7
Assists	11 (Twice)	10 by Wisconsin, 12/3	17 (Twice)	2 by Abilene Christian, 11/25	4 (Twice)	6 by Abilene Christian, 11/25
Steals	7 by Abilene Christian, 11/25	8 (3 Times)	18 by Iowa State, 1/21	0 by Texas Tech, 1/14	1 by Clemson, 11/20	4 (3 Times)
Blocks	6 by West Virginia, 1/18	9 by TCU, 1/3	13 by TCU, 1/3	0 (4 Times)	0 (4 Times)	0 (Twice)
Turnovers	11 (3 Times)	14 (Twice)	23 by Auburn, 12/21	3 by Wisconsin, 12/3	1 by Wisconsin, 12/3	5 by Wisconsin, 12/3
Fouls	16 by Abilene Christian, 11/25	16 (Twice)	32 by Abilene Christian, 11/25	4 (3 Times)	6 (Twice)	11 (Twice)
Points in the Paint	22 by Abilene Christian, 11/25	24 by Memphis, 12/17	52 by Memphis, 12/17	10 (Twice)	10 by Abilene Christian, 11/25	22 (3 Times)
Second-Chance Points	11 by West Virginia, 1/18	17 by Baylor, 12/30	23 by Baylor, 12/30	0 by Auburn, 12/21	1 by Wichita State, 12/10	3 by Wichita State, 12/10
Fast Break Points	14 by Iowa State, 1/21	10 by Memphis, 12/17	22 by Iowa State, 1/21	0 (6 Times)	0 (4 Times)	0 (Twice)
Points off Turnovers	11 by Abilene Christian, 11/25	14 by Wisconsin, 12/3	31 by Iowa State, 1/21	2 (4 Times)	3 by Texas Tech, 1/14	5 by Texas Tech, 1/14
Bench Points	22 by Wichita State, 12/10	20 by Abilene Christian, 11/25	40 by Wichita State, 12/10	2 (4 Times)	2 by Kansas, 1/10	5 by Kansas, 1/10

OPPONENT INDIVIDUAL HIGHS

STAT	FIRST HALF HIGH	SECOND HALF HIGH	GAME HIGH
Points	13, 3 Times, Last: Kamau Stokes of Kansas State, 1/7	20, Deonte Burton of Iowa State, 1/21	31, Deonte Burton of Iowa State, 1/21
FG Made	6, Johnathan Motley of Baylor, 12/30	8, Deonte Burton of Iowa State, 1/21	11, Twice, Last: Deonte Burton of Iowa State, 1/21
FG Attempted	11, Jordan Davis of No. Colorado, 11/29	14, Deonte Burton of Iowa State, 1/21	21, Deonte Burton of Iowa State, 1/21
3FG Made	4, Ethan Happ of Wisconsin, 12/3	4, Twice, Last: Frank Mason III of Kansas, 1/10	5, Twice, Last: Frank Mason III of Kansas, 1/10
3FG Attempted	6, Twice, Last: Naz Mitrou-Long of Iowa State, 1/21	7, Kris Martin of Oral Roberts, 12/7	10, 4 Times, Last: Deonte Burton of Iowa State, 1/21
FT Made	4, Twice, Last: Kamau Stokes of Kansas State, 1/7	9, Jared Harper of Auburn, 12/21	11, Jared Harper of Auburn, 12/21
FT Attempted	5, Nigel Hayes of Wisconsin, 12/3	10, Jared Harper of Auburn, 12/21	13, Nigel Hayes of Wisconsin, 12/3
Off. Rebounds	5, Sidy Djitte of Clemson, 11/20	4, Svi Mykhailiuk of Kansas, 1/10	7, Sidy Djitte of Clemson, 11/20
Def. Rebounds	6, Jaren Lewis of Abilene Christian, 11/25	7, Daniel Purifoy of Auburn, 12/21	11, Landen Lucas of Kansas, 1/10
Total Rebounds	9, Sidy Djitte of Clemson, 11/20	8, Lucas Landen of Kansas, 1/10	14, Sidy Djitte of Clemson, 11/20
Assists	4, 3 Times, Last: Barry Brown of Kansas State, 1/7	5, Twice, Last: Monte Morris of Iowa State, 1/21	8, Monte Morris of Iowa State, 1/21
Steals	2, 13 Times, Last: Two Players of Iowa State, 1/21	5, Jeremy Morgan of Northern Iowa, 11/18	7, Jeremy Morgan of Northern Iowa, 11/18
Blocks	2, 6 Times, Last: Carlton Bragg Jr. vs. Kansas, 1/10	4, Shaquille Morris of Wichita State, 12/10	5, Shaquille Morris of Wichita State, 12/10

OPPONENT TOP INDIVIDUAL PERFORMANCES

POINTS

31, Deonte Burton of Iowa State, 1/21
28, Frank Mason III of Kansas, 1/10
28, Nigel Hayes of Wisconsin, 12/3
26, Dedric Lawson of Memphis, 12/17
25, Jeremiah Martin of Memphis, 12/17

STEALS

7, Jeremy Morgan of Northern Iowa, 11/18
6, Naz Mitrou-Long of Iowa State, 1/21
4, Matt Thomas of Iowa State, 1/21
4, Jake Lindsey of Baylor, 12/30
4, Mustapha Heron of Auburn, 12/21

REBOUNDS

14, Sidy Djitte of Clemson, 11/20
13, Lucas Landen of Kansas, 1/10
13, Johnathan Motley of Baylor, 12/30
13, KJ Lawson of Memphis, 12/17
12, 3 Times, Last: Mustapha Heron of Auburn 12/21

BLOCKS

5, Shaquille Morris of Wichita State, 12/10
4, Jeremy Morgan of Northern Iowa, 11/18
4, Ryan Smith of Tulane, 11/17
3, 4 Times, Last: Carlton Bragg Jr. of Kansas, 1/10

ASSISTS

8, Monte Morris of Iowa State, 1/21
7, Jordan Davis of No. Colorado, 11/29
7, Malik Morgan of Tulane, 11/17
6, 5 Times, Last: Jevon Carter of West Virginia, 1/18

FIELD GOAL PERCENTAGE (MIN. 5 MAKES)

.778 (7-9), Ethan Happ of Wisconsin, 12/3
.750 (6-8), Markel Crawford of Memphis, 12/17
.750 (6-8), D'Mitrik Trice of Wisconsin, 12/3
.700 (7-10), Zach Smith of Texas Tech, 1/14
.615 (8-13), Nigel Hayes of Wisconsin, 12/3

#40 RICHARD ANDERSON 6-2 180 FR GUARD MIDWEST CITY, OKLA. (MIDWEST CITY HS)



2016-17 AVERAGES				
GP-GS	PTS	REB	AST	MIN
2-0	0.0	0.0	0.0	2.0

2016-17 BIG 12 AVERAGES				
GP-GS	PTS	REB	AST	MIN
0-0	0.0	0.0	0.0	0.0

► **2016-17:** Made his collegiate debut on Nov. 13 against Northwestern State, registering two minutes played.
 ► **HIGH SCHOOL:** Walk-on freshman from Midwest City, Okla...Valedictorian at Midwest City HS with a 4.0 GPA...Participated in OBCA All-Star Game...An honorable mention selection on the Oklahoman's 2016 Big All-City Team.

CAREER HIGHS

Points	3-Pt FG Made	FT Attempts	Blocks
FG Made	3-Pt FG Attempts	Rebounds	Steals
FG Attempts	FT Made	Assists	Minutes 3 vs. Oral Roberts (12/7/16)

#21 DANTE BUFORD 6-7 221 R-SO FORWARD GREENVILLE, S.C. (ARLINGTON COUNTRY DAY SCHOOL [FLA.])



2016-17 AVERAGES				
GP-GS	PTS	REB	AST	MIN
14-4	3.1	1.2	0.1	9.1

2016-17 BIG 12 AVERAGES				
GP-GS	PTS	REB	STL	MIN
6-2	3.3	1.7	0.5	7.5

► **2016-17:** Tied his season-best of 10 points by shooting 4-of-9 from the field (2-of-2 from 3-point range) in 14 minutes against Iowa State (Jan. 21)...Scored a season-high 10 points (3-of-5 from 3-point range) vs. Memphis on Dec. 17.
 ► **2015-16:** Appeared in 36 games off the bench, the second-most games played by a freshman in program history...Led the Sooner bench in points per game (3.5) and minutes (12.3)...Connected on 13-of-40 (.325) shots from behind the arc...Poured in a season-high 14 points at Iowa State (Jan. 18) on perfect 4-for-4 shooting from beyond the 3-point arc...Dished out a career-best four assists vs. CSUB in first round of NCAA Tournament (March 18)... A top-75 national recruit coming out of high school.

CAREER HIGHS

Points 14 vs. Iowa State (1/18/16)	3-Pt FG Made 4 vs. Iowa State (1/18/16)	FT Attempts 8 vs. West Virginia (1/16/16)	Blocks 2 (three times)
FG Made 4 (3 times)	3-Pt FG Attempts 4 (twice)	Rebounds 8 at Memphis (11/17/15)	Steals 2 (twice)
FG Attempts 9 vs. Iowa State (1/21/17)	FT Made 7 vs. West Virginia (1/16/16)	Assists 4 vs. CSUB (3/18/16)	Minutes 23 at Memphis (11/17/15)

#25 C.J. COLE 6-7 245 SR FORWARD SPERRY, OKLA. (SPERRY HS)



2016-17 AVERAGES				
GP-GS	PTS	REB	AST	MIN
10-0	0.2	0.3	0.1	2.3

2016-17 BIG 12 AVERAGES				
GP-GS	PTS	REB	AST	MIN
3-0	0.0	0.0	0.0	1.0

► **2015-16:** Appeared in 11 games off the bench, averaging 0.5 points and 0.4 rebounds in 2.5 minutes...Named to the Academic All-Big 12 first team...Graduated in May 2016 with a degree in chemical biosciences with a 3.97 GPA...Presented the Elite 90 Award at the 2016 Final Four, given to the student-athlete with the top GPA among Final Four participants.

CAREER HIGHS

Points 4 vs. Incarnate Word (11/24/15)	3-Pt FG Made	FT Attempts 2 (six times)	Blocks
FG Made 2 vs. Incarnate Word (11/24/15)	3-Pt FG Attempts 1 (three times)	Rebounds 3 (twice)	Steals 1 (11/13/13)
FG Attempts 3 vs. Incarnate Word (11/24/15)	FT Made 1 (twice)	Assists 2 (three times)	Minutes 8 (twice)

#11 KRISTIAN DOOLITTLE

6-7 236

FR

FORWARD

EDMOND, OKLA. (EDMOND MEMORIAL HS)



2016-17 AVERAGES

GP-GS	PTS	REB	AST	MIN
18-12	7.8	6.1	1.1	23.7

2016-17 BIG 12 AVERAGES

GP-GS	PTS	REB	AST	MIN
7-5	8.3	7.3	1.6	27.0

► **2016-17:** Is seventh among conference players in rebounding during Big 12 play (7.3 per game), including second among Big 12 freshmen...Produced his first career double-double with 15 points and 15 rebounds against Iowa State (Jan. 21) - the first 15-15 game by a Sooner since Ryan Spangler in 2014...Scored a career-high 17 points on 7-of-8 shooting in 18 minutes off the bench against Northern Colorado (Nov. 29)...Had his first double-digit scoring performance with 13 points against Northern Iowa (Nov. 18)...Recorded his first game of double-digit rebounds when he pulled down 12 boards and scored eight points against Tulane...The first freshman to start for the Sooners since Jordan Woodard in the 2013-14 season.

► **HIGH SCHOOL:** Ranked as the No. 69 overall player in the 2016 class by ESPN and a four-star recruit by both Scout.com and 247Sports...Rated as the No. 1 high school recruit coming out of the state of Oklahoma by

ESPN...Led Edmond Memorial to the Class 6A quarterfinals as a senior, scoring 31 points in the team's final game...As a senior, averaged 24.0 points, 13.0 rebounds and 5.0 assists...Named to the Central Oklahoma Athletic Conference First Team...Named to USA Today's All-USA Oklahoma Team...Named to the Oklahoman's Super Five team...Participated in the 2015 NIKE Global Challenge and averaged 10.8 points, 5.8 rebounds, 1.2 assists and 1.2 steals...Won the Class 6A state title his freshman season alongside current Sooner teammate Jordan Woodard...Older brother Kameron played football at Oklahoma State as a wide receiver.

CAREER HIGHS

Points	17 vs. No. Colorado (11/29/16)	3-Pt FG Made	1 (3 times)	FT Attempts	8 (twice)	Blocks	1 (5 times)
FG Made	7 vs. No. Colorado (11/29/16)	3-Pt FG Attempts	3 vs. Kansas (1/10/17)	Rebounds	15 vs. Iowa State (1/21/17)	Steals	2 (4 times)
FG Attempts	10 vs. Kansas (1/10/17)	FT Made	7 vs. Abilene Christian (11/25/16)	Assists	4 vs. Kansas State (1/7/17)	Minutes	36 vs. Iowa State (1/21/17)

#5 MATT FREEMAN

6-10 224

R-FR

FORWARD

AUCKLAND, NEW ZEALAND (WESTLAKE BOYS HS)



2016-17 AVERAGES

GP-GS	PTS	REB	AST	MIN
17-2	4.1	1.8	0.4	10.9

2016-17 BIG 12 AVERAGES

GP-GS	PTS	REB	AST	MIN
6-0	3.3	1.3	0.3	9.8

► **2016-17:** Made his first collegiate start on Nov. 29 against Northern Colorado...In his OU debut (Nov. 13 vs. Northwestern State), shot 6-of-7 from the field and 3-of-4 from 3-point range to score 15 points...His 15 points were the most by a Sooner freshman in a season opener since Steven Pledger (21 in 2009) and the most points off the bench by an OU player since Rashard Odomes (15, Nov. 20, 2015).

► **HIGH SCHOOL:** Joined the Sooners midway through the 2015-16 season as a redshirt after graduating in the fall of 2015...Ranked as a four-star recruit by Rivals.com and earned three stars from both Scout.com and 247Sports...Attended Westlake Boys High School in Auckland, New Zealand where he averaged 31.0 points and 13.0 rebounds in his senior season...Scored a combined 135 points in the final three games of his high school career...At the 2015 Adidas Global Nations in California he averaged 17.8 points, 3.3 rebounds and 1.5 assists

for the Asian Pacific Team...Member of the New Zealand squad which won the 2015 FIBA Under-18 3x3 World Championship finals in Hungary, defeating Argentina in the finals...Born in Auckland, New Zealand.

CAREER HIGHS

Points	15 vs. Northwestern St (11/13/16)	3-Pt FG Made	3 vs. Northwestern St (11/13/16)	FT Attempts	2 (3 times)	Blocks	1 (3 times)
FG Made	6 vs. Northwestern St (11/13/16)	3-Pt FG Attempts	4 (Twice)	Rebounds	4 (3 times)	Steals	1 (4 times)
FG Attempts	7 (twice)	FT Made	2 (twice)	Assists	2 vs. Northern Iowa (11/18/16)	Minutes	20 (twice)

#22 DANIEL HARPER

6-1 190

SR

GUARD

NORMAN, OKLA. (NORMAN HS)



2016-17 AVERAGES

GP-GS	PTS	REB	AST	MIN
1-0	0.0	1.0	1.0	2.0

2016-17 BIG 12 AVERAGES

GP-GS	PTS	REB	STL	MIN
0-0	0.0	0.0	0.0	0.0

► **2015-16:** A walk-on guard...In seven games, tallied 15 total minutes for an average of 2.1 per contest...His two steals vs. McNeese State (Nov. 20) marked a career high...Registered a career-high four minutes vs. Central Arkansas (Dec. 3).

CAREER HIGHS

Points	3 vs. Texas Tech (1/28/15)	3-Pt FG Made	1 vs. Texas Tech (1/28/15)	FT Attempts	None	Blocks	None
FG Made	1 vs. Texas Tech (1/28/15)	3-Pt FG Attempts	1 (three times)	Rebounds	1 (four times)	Steals	2 vs. McNeese State (11/20/15)
FG Attempts	1 (six times)	FT Made	None	Assists	1 (three)	Minutes	4 vs. UCA (12/3/15)

#3 CHRISTIAN JAMES 6-4 218 SO GUARD HOUSTON, TEXAS (BELLAIRE HS)



2016-17 AVERAGES				
GP-GS	PTS	REB	AST	MIN
18-13	9.4	4.0	1.4	24.3

2016-17 BIG 12 AVERAGES				
GP-GS	PTS	REB	AST	MIN
7-3	4.9	3.0	1.0	22.3

► **2016-17:** Through 18 games, is shooting 27-for-62 (.435) from behind the arc, already surpassing his 2015-16 season total (17-of-34 in 35 games)...His 3-point field goal percentage of .435 ranks fifth among all Big 12 players...Tied a career-high 17 points against Oral Roberts (Dec. 7) while picking off a career-best four steals...Notched 14 points and seven rebounds against Northern Colorado (Nov. 29)...Scored 14 second-half points on 5-of-7 shooting and finished with a career-best 17 points and 5-of-5 shooting from 3-point range vs. Clemson (Nov. 20)...First Sooner to shoot 100 percent from 3-point range on at least five attempts since Buddy Hield went 7-for-7 in Nov., 2014...Scored double figures in back-to-back games for the first time in his career by tallying 12 points against both Northwestern State (Nov. 13) and Tulane (Nov. 17).

► **2015-16:** Saw action in 35 games – the fourth-most games played by a freshman in OU history...Averaged 2.9 points and 1.7 rebounds in 9.4 minutes per contest...Shot .426 (29-68) from the floor, .500 (17-34) from beyond the arc and .771 (27-35) from the free throw line...Saw an increased role during the Sooners' postseason run, averaging 17.0 minutes in the Big 12 Championship Semifinals and five NCAA Tournament games... In five NCAA Tournament games, averaged 4.8 points and 3.6 rebounds...Pulled down a career-high 10 rebounds in West Regional Final versus Oregon on March 26...Scored in double figures on four occasions: Dec. 3 vs. Central Arkansas (11), Feb. 2 vs. TCU (12), March 11 vs. West Virginia (Big 12 Championship Semifinals, 13) and March 24 vs Texas A&M (NCAA Tournament, 12).

CAREER HIGHS

Points	17 (twice)	3-Pt FG Made	5 vs. Clemson (11/20/16)	FT Attempts	10 vs. Wichita State (12/10/16)	Blocks	1 (five times)
FG Made	6 (twice)	3-Pt FG Attempts	6 vs. Texas A&M (3/24/16)	Rebounds	10 vs. Oregon (3/26/16)	Steals	2 (three times)
FG Attempts	17 vs. Wichita State (12/10/16)	FT Made	8 vs. Wichita State (12/10/16)	Assists	3 (three times)	Minutes	35 vs. Baylor (12/30/16)

#12 KHADEEM LATTIN 6-9 212 JR FORWARD HOUSTON, TEXAS (REDEMPTION CHRISTIAN HOME SCHOOL ACADEMY)



2016-17 AVERAGES				
GP-GS	PTS	REB	BLK	MIN
18-18	8.4	5.7	2.2	24.1

2016-17 BIG 12 AVERAGES				
GP-GS	PTS	REB	BLK	MIN
7-7	7.4	5.4	2.6	25.7

► **2016-17:** Boasts five games of four or more blocks...Entering the year with six career games of double-digit scoring, he has scored 10 or more points in six of OU's 16 contests this season...Swatted a season-best five blocks vs. both Kansas (Jan. 10) and Northern Colorado (Nov. 29)...Tallied a season-high four blocks against Northern Iowa (Nov. 18)...Opened the year with a career-high 19 points (7-of-9 shooting), 11 rebounds and two blocks for his third career double-double...One of two returning starters from the 2016 Final Four squad...Ranks fourth in program history in career blocked shots with 135.

► **2015-16:** Started all 37 games for the Sooners, averaging 5.6 points, 5.3 rebounds (3rd on the team, 17th in Big 12) and 2.1 blocks per contest (1st in Big 12)...His 77 blocks in 2015-16 were the third most in school history and helped earn his way onto the Big 12 All-Defensive Team...His 2.1 blocks per game led all Big 12 players...Boasted the highest field goal percentage on the team by shooting 88-of-158 (.557)...Recorded two double-doubles: at Kansas on Jan. 4 (10 points, 14 rebounds) and vs. Kansas State on Jan. 9 (10 points, 10 rebounds)...Averaged 2.7 rejections per game in league contests (led Big 12)...Registered at least six blocks on five occasions...Swatted a career-high eight shots vs. Texas Tech Jan. 26)...Tallied career-high 17 points versus Hawaii (Dec. 23)...Pulled down a career-best 14 rebounds at Kansas (Jan. 4).

CAREER HIGHS

Points	19 vs. Northwestern St (11/13/16)	3-Pt FG Made	None	FT Attempts	6 (five times)	Blocks	8 vs. Texas Tech (1/26)
FG Made	7 (twice)	3-Pt FG Attempts	1 (three times)	Rebounds	14 vs. Kansas (1/4/16)	Steals	4 vs. Oral Roberts (12/7/16)
FG Attempts	10 vs. Clemson (11/20/16)	FT Made	5 (four times)	Assists	3 vs. Baylor (1/23/16)	Minutes	46 vs. Kansas (1/4/16)

#20 KAMERON MCGUSTY 6-5 191 FR GUARD KATY, TEXAS (SUNRISE CHRISTIAN ACADEMY [KAN.])



2016-17 AVERAGES				
GP-GS	PTS	REB	AST	MIN
18-4	8.8	1.8	0.9	21.2

2016-17 BIG 12 AVERAGES				
GP-GS	PTS	REB	AST	MIN
7-4	14.1	2.3	0.9	31.9

► **2016-17:** Has scored nine or more points in every Big 12 game and has scored in double figures for six consecutive outings...Is third in conference play scoring among Big 12 freshman with 14.1 points per game...Scored 19 points against Iowa State (Jan. 21)...Notched 17 points on the road at No. 7 West Virginia (Jan. 18)...Made his starting debut vs. Kansas on Jan. 10, scoring a team-best 13 points...Scored a career-high 20 points, shooting 5-of-9 from the field and 2-of-3 from 3-point range while making 8-of-9 foul shots against Kansas State on Jan. 7...The first Sooner freshman with a 20-point performance since Jordan Woodard scored 23 at West Virginia in 2014...Also the first Sooner to score 20 points off the bench since Romero Osby produced 22 points on 9-of-12 shooting against Arkansas in 2012...Shot a perfect 4-of-4 from the field to score 11 points in his first true road game (Dec. 3 at Wisconsin)...Registered career highs in rebounds (three) and blocks (two) vs. Northern Colorado (Nov. 29)...Reached double-digit points for the first time in his career, scoring 14 points on 6-vs. Clemson (Nov. 20).

► **HIGH SCHOOL:** Ranked as the 33rd and 40th overall recruit by Scout.com and ESPN.com, respectively...247Sports named him the fifth-best shooting guard in the 2016 class and the sixth-best overall recruit from the state of Texas...Ranked as a four-star recruit by Rivals.com and Scout.com...Spent his senior season at Sunrise Christian Academy in Bel Aire, Kan. – the alma mater of former OU guard Buddy Hield...Averaged 22 points, five assists and three rebounds as a junior at Seven Lakes High School in Texas.

CAREER HIGHS

Points	20 vs. Kansas State (1/7/17)	3-Pt FG Made	3 (twice)	FT Attempts	9 vs. Kansas State (1/7/17)	Blocks	2 vs. No. Colorado (11/29/16)
FG Made	7 (twice)	3-Pt FG Attempts	7 (twice)	Rebounds	5 vs. West Virginia (1/18/17)	Steals	4 vs. TCU (1/3/17)
FG Attempts	16 vs. West Virginia (1/18/17)	FT Made	8 vs. Kansas State (1/7/17)	Assists	3 (twice)	Minutes	44 vs. Iowa State (1/21/17)

#4 JAMUNI MCNEACE 6-10 215 R-SO CENTER ALLEN, TEXAS (ALLEN HS)



2016-17 AVERAGES					
GP-GS	PTS	REB	BLK	MIN	
18-0	4.3	4.4	1.1	16.0	

2016-17 BIG 12 AVERAGES					
GP-GS	PTS	REB	BLK	MIN	
7-0	4.4	3.3	0.4	15.7	

►**2016-17:** Shot 6-of-6 from the field to score a career-high 14 points off the bench against West Virginia (Jan. 18)...In a career-high 33 minutes of action against Memphis (Dec. 17), posted 13 points on 6-of-8 shooting while pulling down a career-high-tying nine boards...Ranks 10th in the Big 12 in blocks per game (1.3)...Pulled down a career-best nine rebounds vs. Tulane (Nov. 17).

►**2015-16:** Came off the bench on 27 occasions in, averaging 1.2 points and 1.4 rebounds in 7.7 minutes per contest...Shot .545 (12-22) from the floor and .429 (9-21) from the foul line...Tallied eight blocks and two steals on the season...Played in a season-high 14 minutes on two occasions: March 5 at TCU and March 24 vs. Texas A&M.

CAREER HIGHS

Points	14 vs. West Virginia (1/18/17)	3-Pt FG Made	7 vs. Auburn (12/21/16)	Blocks	3 (twice)
FG Made	6 vs. West Virginia (1/18/17)	3-Pt FG Attempts	9 (twice)	Steals	1 (five times)
FG Attempts	8 vs. Memphis (12/17/16)	FT Made	4 vs. Auburn (12/21/16)	Minutes	33 vs. Memphis (12/17/16)

#1 RASHARD ODOMES 6-6 212 SO GUARD COPPERAS COVE, TEXAS (COPPERAS COVE HS)



2016-17 AVERAGES					
GP-GS	PTS	REB	AST	MIN	
18-18	10.6	4.0	2.1	26.7	

2016-17 BIG 12 AVERAGES					
GP-GS	PTS	REB	AST	MIN	
7-7	11.3	5.3	2.4	30.6	

►**2016-17:** Tallying just 35 points in 2015-16 (1.9 per game), has already scored over five times his total points with 190 on the season (averaging 10.6 per game)... Shot 9-of-14 from the field en route to a career-high 24 points against Texas Tech (Jan. 14)...Against Tech, notched 17 points on 7-of-8 shooting in the opening half and added a career-best eight boards... Produced 17 points (12 in the second half) on 7-of-10 shooting at Wisconsin (Dec. 3)...Pulled down seven rebounds while scoring 11 points vs. Northern Iowa (Nov. 18)...Scored 15 points on 7-of-11 shooting against Tulane (Nov. 17).

►**2015-16:** Appeared in 18 games, averaging 1.9 points and 0.8 rebounds in 6.1 minutes per contest...Shot .458 (11-24) from the floor, .333 (1-3) from 3-point range and .571 (12-21) from the free throw line...Registered a season-high 15 points on 6-of-7 shooting at home against McNeese State (Nov. 20) – the most points by a

Sooner coming off the bench...His six FGM, seven FGA and 18 minutes in the McNeese State game also marked season highs...Appeared in three postseason games (March 18 vs. CSUB and March 20 vs. VCU, April 2 vs. Villanova).

CAREER HIGHS

Points	24 vs. Texas Tech (1/14/17)	3-PT FG Made	1 vs. McNeese State (11/20/15)	FT Attempts	12 vs. Iowa State (1/21/17)	Blocks	1 (Twice)
FG Made	9 vs. Texas Tech (1/14/17)	3-PT FG Attempts	2 vs. Oral Roberts (12/7/16)	Rebounds	8 vs. Texas Tech (1/14/17)	Steals	3 vs. Northwestern St (11/13/16)
FG Attempts	14 vs. Texas Tech (1/14/17)	FT Made	7 vs. Iowa State (1/21/17)	Assists	5 vs. Northwestern St (11/13/16)	Minutes	40 vs. Iowa State (1/21/17)

#15 GRANT QUINN 6-4 185 FR GUARD ARGYLE, TEXAS (LIBERTY CHRISTIAN HS)



2016-17 AVERAGES					
GP-GS	PTS	REB	AST	MIN	
0-0	0.0	0.0	0.0	0.0	

2016-17 BIG 12 AVERAGES					
GP-GS	PTS	REB	AST	MIN	
0-0	0.0	0.0	0.0	0.0	

►**HIGH SCHOOL:** A walk-on guard yet to see action for the Sooners...Named to the TAPPS All-District Second Team and TAPPS Academic All-State Team his senior season...Averaged 15 points per game as a senior...Graduated from Liberty Christian HS with a 3.8 GPA...Strung together a five-game streak with at least four 3-pointers his senior year...Played for coach Lance Burroughs...Also competed in track and field.

CAREER HIGHS

Points		3-Pt FG Made		FT Attempts		Blocks	
FG Made		3-Pt FG Attempts		Rebounds		Steals	
FG Attempts		FT Made		Assists		Minutes	

#13 JORDAN SHEPHERD 6-2 180 FR GUARD ASHEVILLE, N.C. (ASHEVILLE CHRISTIAN ACADEMY)



2016-17 AVERAGES				
GP-GS	PTS	REB	AST	MIN
16-4	3.7	0.4	1.4	13.5

2016-17 BIG 12 AVERAGES				
GP-GS	PTS	REB	AST	MIN
5-2	0.8	0.4	1.2	14.4


►**2016-17:** Earned his first career start on Dec. 17 against Memphis...Entering the Memphis game averaging just 2.7 points and 8.8 minutes, posted a career-high 18 points in his starting debut, adding two rebounds, two assists, one block and one steal in 37 minutes...Scored a nine points on 4-of-5 shooting with four dimes against Oral Roberts (Dec. 7)...Opened his collegiate career with eight points, two assists, two steals, one rebound and one block vs. Northwestern State (Nov. 13).

►**HIGH SCHOOL:** Honored as the 2015-16 Carolinas Athletic Association's Player of the Year after averaging 19.2 points, 5.1 assists, 5.1 rebounds and 2.1 steals per game as a senior...Named to the NCISAA 2-A All-State Team...Originally committed to James Madison but chose to reopen his recruitment after the program announced a coaching change.

CAREER HIGHS

Points	18 vs. Memphis (12/17/16)	3-Pt FG Made	2 vs. Memphis (12/17/16)	FT Attempts	4 (3 times)	Blocks	1 (4 times)
FG Made	6 vs. Memphis (12/17/16)	3-Pt FG Attempts	4 vs. Memphis (12/17/16)	Rebounds	2 (twice)	Steals	2 (twice)
FG Attempts	14 vs. Memphis (12/17/16)	FT Made	4 (twice)	Assists	4 vs. Oral Roberts (12/7/16)	Minutes	33 vs. Memphis (12/17/16)

#0 DARRION STRONG-MOORE 6-1 180 JR GUARD CHICAGO, ILL. (COFFEYVILLE COMMUNITY COLLEGE [KAN.])



2016-17 AVERAGES				
GP-GS	PTS	REB	AST	MIN
18-2	3.8	1.0	1.6	15.4

2016-17 BIG 12 AVERAGES				
GP-GS	PTS	REB	AST	MIN
7-2	4.1	0.9	1.0	12.0

►**2016-17:** Made his debut in the Sooner starting lineup on Jan. 7 at Kansas State... Entering January without a double-digit scoring game on the season, has racked up 10 points for the second-consecutive games...At K-State, shot 4-of-7 from the field and 2-of-3 from 3-point range while dishing out four assists in his starting debut...In three games of Big 12 play, is averaging 8.7 points (second on team) while shooting 50 percent from both the field (10-of-20) and 3-point range (6-of-12)...Dished out a career-high five assists vs. Wichita State (Dec. 10)...Made his Sooner debut on Nov. 13 vs. Northwestern State, scoring nine points (4-of-5 shooting) with three assists in 15 minutes.

►**JUNIOR COLLEGE:** A three-star recruit by Rivals.com...Wrapped up his junior college career at Coffeyville Community College in Kansas...Last season as a sophomore, played in 30 games (all starts) and averaged 17.7

points, 3.3 assists and 2.8 rebounds per game while shooting .443 from the floor and .324 from long range...As a freshman in 2014-15, averaged 21.3 points and 2.2 assists per game while shooting .471 from the field and .420 from 3-point range...Was named freshman of the year and MVP of the Kansas Jayhawk Community College Conference and was named a third-team NJCAA All-American.

CAREER HIGHS

Points	10 (twice)	3-Pt FG Made	2 (4 times)	FT Attempts	3 vs. No. Colorado (11/29/16)	Blocks	1 vs. Auburn (12/21/16)
FG Made	4 (three times)	3-Pt FG Attempts	5 vs. TCU (1/3/17)	Rebounds	2 (three times)	Steals	1 (4 times)
FG Attempts	7 vs. Kansas State (1/7/17)	FT Made	2 (twice)	Assists	5 vs. Wichita State (12/10/16)	Minutes	27 (twice)

#30 MARSHALL THORPE 6-9 235 R-FR FORWARD TULSA, OKLA. (BISHOP KELLEY HS)



2016-17 AVERAGES				
GP-GS	PTS	REB	BLK	MIN
2-0	0.0	1.5	0.5	2.5

2016-17 BIG 12 AVERAGES				
GP-GS	PTS	REB	AST	MIN
0-0	0.0	0.0	0.0	0.0

►**2016-17:** A walk-on forward in his first season with the program...Pulled down three rebounds in three minutes against Oral Roberts (Dec. 7)...Made his OU debut on Nov. 13 vs. Northwestern State.

►**HIGH SCHOOL:** Played at Bishop Kelley HS for coach Danny Limes...Named to the all-tournament first team for the eight-team Bishop Kelley Invitational...An all-state academic selection and member of the National Honors Society...Grew seven inches taller between his sophomore and senior years.

CAREER HIGHS

Points		3-Pt FG Made		FT Attempts		Blocks	1 vs. Northwestern St (11/13/16)
FG Made		3-Pt FG Attempts		Rebounds	3 vs. Oral Roberts (12/7/16)	Steals	1 vs. Oral Roberts (12/7/16)
FG Attempts	1 vs. Oral Roberts (12/7/16)	FT Made		Assists		Minutes	3 vs. Oral Roberts (12/7/16)

#10 JORDAN WOODARD6-0 187 SR GUARDARCADIA, OKLA. (EDMOND MEMORIAL HS)



2016-17 AVERAGES				
GP-GS	PTS	REB	AST	MIN
14-13	17.9	5.4	3.9	31.4

2016-17 BIG 12 AVERAGES				
GP-GS	PTS	REB	AST	MIN
4-3	18.8	5.8	4.5	35.0

►**2016-17:** Ranks second in the Big 12 in points per game (17.9), trailing only KU's Frank Mason (20.1)...Has scored over 20 points in each of his last five starts...Has scored at least 18 points after halftime in each of his last three outings...A 2016 Preseason All-Big 12 Team honorable mention selection...Started in 115 consecutive games for OU before missing his first game due to injury (Dec. 21 vs. Auburn)...Notched 21 points after halftime against Iowa State (Jan. 21)...Scored 18 points after halftime, including the game-winning bucket with 2.2 seconds remaining in overtime, to defeat West Virginia on Jan. 18...Posted 18 points in the final 12 minutes and 27 points overall in a win over Texas Tech (Jan. 14)...Scored a career-high-tying 28 points against Wichita State (Dec. 10)...Followed up his 28 points by scoring 22 on Dec. 17 vs. Memphis - the first time in his career he has scored 20-plus points in consecutive games and the largest point total (50) in a two-game stretch...Strung together five straight games of three or more steals (Nov. 17-29), the first Sooner to put together such a streak since Eduardo Najera in 1998-99...Stuffed the stat sheet against Northern Colorado (Nov. 29) with 14 points, nine rebounds, seven assists and three steals...Named to the Tire Pros Invitational All-Tournament Team, averaging 18.7 points, 6.0 assists, 5.0 rebounds and 3.3 steals during the three-game tournament in Orlando, Fla... Totaled 21 points, nine assists, five rebounds and four steals vs. Clemson (Nov. 20) - the first game in his career that he dished out nine assists while scoring at least 20 points...Scored 16 second-half points and finished with a season-high 22 points with seven assists, six rebounds and four steals against Tulane (Nov. 17) - the first game in his career he has surpassed 20 points, five rebounds and five assists (he accomplished the feat again on Nov. 20 vs. Clemson)...Opened the season with 16 points, five rebounds and three assists in 20 minutes (Nov. 13 vs. Northwestern State...Boasts 16 career games of 20+ points...On pace to finish in top three in OU history in assists...Ranks sixth in program history in career assists (464) and career free throw percentage (.811)...Owns the seventh most career steals in program history (181)...With 1,399 career points, ranks 14th on OU's career points list.

►**2015-16:** Voted All-Big 12 Honorable Mention by league coaches...Started all 37 games of the season...Averaged career highs in both points (13.0) and assists (3.4) per game and also averaged 3.0 rebounds and 1.6 steals (fifth in Big 12) per contest...His 13.0 points per game ranked second on the team and 10th overall in the Big 12...His assists per game total ranked ninth among conference foes...Shot .416 (151-363) from the floor, .455 (80-176) from 3-point range (second in Big 12) and .805 (99-123) from the charity stripe (seventh in Big 12)...In five NCAA Tournament games, averaged 15.8 points, 3.2 rebounds and 2.8 assists in 29.8 minutes...Had 27 double figures scoring games on the year...Registered six games of 20 or more points.

CAREER HIGHS							
Points	28 (Twice)	3-Pt FG Made	6 (twice)	FT Attempts	22 vs. Tulsa (12/14/13)	Blocked Shots	1 (13 times)
FG Made	9 (twice)	3-Pt FG Attempts	10 vs. Northern Iowa (11/18/16)	Rebounds	9 (twice)	Steals	5 vs. Oklahoma State (1/31/15)
FG Attempts	20 vs. Kansas (1/4/16)	FT Made	17 vs. Tulsa (12/14/13)	Assists	12 vs. UT Arlington (12/17/13)	Minutes Played	50 vs. Kansas (1/4/16)



LON KRUGER

17 NCAA TOURNAMENT APPEARANCES • TWO FINAL FOURS • FIVE SWEET SIXTEENS
 ONLY COACH TO LEAD FIVE DIFFERENT PROGRAMS TO AN NCAA TOURNAMENT WIN
 10TH MOST WINS AMONG ACTIVE DIVISION I HEAD COACHES

KRUGER'S SOONER TURNAROUND

- Kruger has been leaving his trademark rebuilding stamp on college basketball programs throughout his career. He is the only Division I coach to ever take five different schools to the NCAA Tournament. In 2015 he became the first coach since the NCAA Tournament expanded to 64 teams in 1985 to take four programs to the Sweet 16 or beyond.
- After inheriting a program that went 27-36 (.429) in the two seasons prior to his arrival, Kruger has coached the Sooners to a 119-67 (.640) record in six seasons. Over the last four full campaigns, OU posted a 96-41 (.701) mark and advanced to the NCAA Tournament each season, capped by a trip to the 2016 Final Four in Houston. The Sooners had previously not been to the postseason since 2009 when they advanced to the NCAA Elite Eight.
- With a career college coaching record of 598-371 (.618), Kruger owns the 10th most wins among active Division I coaches. He owns a 20-17 record in NCAA Tournament games and has compiled 16 20-plus-win seasons, including nine in the last 10 years. His collegiate teams have made postseason appearances in 21 of the last 26 years.
- Under Kruger, Sooner players have earned First-Team All-Big 12 selections on three occasions and racked up 14 Academic All-Big 12 honors. Buddy Hield, who played four seasons for Kruger (2012-16), was named the winner of the 2016 Wooden Award, Naismith Trophy and the Oscar Robertson Trophy as the national player of the year (first consensus player of the year for OU since Blake Griffin in 2009).
- Three Sooners have been drafted into the NBA during Kruger's tenure. Buddy Hield was selected as the sixth overall pick in the 2016 NBA Draft while Isaiah Cousins (2016) and Romero Osby (2013) were chosen in the second round of their respected drafts.
- For a full bio, visit [SoonerSports.com](#).

LON KRUGER YEAR BY YEAR

Year	School	Record	Pct.
1982-83	Pan American	7-21	.250
1983-84	Pan American	13-14	.481
1984-85	Pan American	12-16	.429
1985-86	Pan American	20-8	.714
1986-87	* Kansas State	20-11	.645
1987-88	* Kansas State	25-9	.735
1988-89	* Kansas State	19-11	.633
1989-90	* Kansas State	17-15	.531
1990-91	Florida	11-17	.393
1991-92	^ Florida	19-14	.576
1992-93	^ Florida	16-12	.571
1993-94	* Florida	29-8	.784
1994-95	* Florida	17-13	.567
1995-96	Florida	12-16	.429
1996-97	* Illinois	22-10	.688
1997-98	* Illinois	23-10	.697
1998-99	Illinois	14-18	.438
1999-00	* Illinois	22-10	.688
2004-05	^ UNLV	17-14	.548
2005-06	UNLV	17-13	.567
2006-07	* UNLV	30-7	.811
2007-08	* UNLV	27-8	.771
2008-09	^ UNLV	21-11	.656
2009-10	* UNLV	25-9	.735
2010-11	* UNLV	24-9	.727
2011-12	Oklahoma	15-16	.483
2012-13	* Oklahoma	20-12	.625
2013-14	* Oklahoma	23-10	.697
2014-15	* Oklahoma	24-11	.686
2015-16	* Oklahoma	29-8	.784
2016-17	Oklahoma	8-10	.444
Totals		598-371	.618

* NCAA Tournament ^ NIT

#40 RICHARD ANDERSON

Date	Opponent	MIN	FG	3FG	FT	O-D-T	PF	A	TO	B	S	TP
N13	Northwestern State	2	0-0	0-0	0-0	0-0-0	0	0	0	0	0	0
N17	vs. Tulane					DNP						
N18	vs. Northern Iowa					DNP						
N20	vs. Clemson					DNP						
N25	Abilene Christian					DNP						
N29	Northern Colorado					DNP						
D3	at Wisconsin					DNP						
D7	Oral Roberts	3	0-0	0-0	0-0	0-0-0	0	0	0	0	0	0
D10	Wichita State					DNP						
D17	Memphis					DNP						
D21	vs. Auburn					DNP						
D30	Baylor					DNP						
J3	at TCU					DNP						
J7	at Kansas State					DNP						
J10	Kansas					DNP						
J14	Texas Tech					DNP						
J18	at West Virginia					DNP						
J21	Iowa State					DNP						
J23	at Texas											
J28	Florida											
J30	Oklahoma State											
F4	at Texas Tech											
F8	West Virginia											
F11	at Iowa State											
F14	Texas											
F18	at Oklahoma State											
F21	at Baylor											
F25	Kansas State											
F27	at Kansas											
M4	TCU											

* Starter

#21 DANTE BUFORD

Date	Opponent	MIN	FG	3FG	FT	O-D-T	PF	A	TO	B	S	TP
N13	Northwestern State					DNP						
N17	vs. Tulane					DNP						
N18	vs. Northern Iowa					DNP						
N20	vs. Clemson	2	0-1	0-0	0-0	0-0-0	1	0	0	0	0	0
N25	Abilene Christian	2	0-0	0-0	0-0	0-0-0	0	0	0	0	0	0
N29	Northern Colorado	9	3-4	2-3	0-1	1-0-1	0	1	0	0	0	8
D3	at Wisconsin	12	0-2	0-1	2-2	0-1-1	3	0	0	1	0	2
D7	*Oral Roberts	11	0-1	0-1	0-0	0-3-3	0	0	0	0	0	0
D10	*Wichita State	19	2-5	0-2	0-0	1-0-1	2	1	2	1	0	4
D17	Memphis	18	3-5	3-5	1-2	0-0-0	0	0	2	0	0	10
D21	vs. Auburn	10	0-3	0-2	0-0	0-1-1	0	0	0	0	0	0
D30	Baylor					DNP						
J3	at TCU	4	1-2	0-1	0-0	1-0-1	0	0	0	0	1	2
J7	at Kansas State	2	0-0	0-0	0-0	0-0-0	0	0	1	0	0	0
J10	Kansas	6	2-3	1-1	0-0	0-3-3	1	0	0	0	0	5
J14	*Texas Tech	10	0-2	0-0	0-0	1-0-1	0	0	0	0	0	0
J18	*at West Virginia	9	1-2	0-1	1-2	0-1-1	2	0	1	0	0	3
J21	Iowa State	14	4-9	2-2	0-0	1-3-4	0	1	2	0	0	10
J23	at Texas											
J28	Florida											
J30	Oklahoma State											
F4	at Texas Tech											
F8	West Virginia											
F11	at Iowa State											
F14	Texas											
F18	at Oklahoma State											
F21	at Baylor											
F25	Kansas State											
F27	at Kansas											
M4	TCU											

* Starter

#25 C.J. COLE

Date	Opponent	MIN	FG	3FG	FT	O-D-T	PF	A	TO	B	S	TP
N13	Northwestern State	3	0-0	0-0	0-2	2-0-2	0	1	0	0	0	0
N17	vs. Tulane					DNP						
N18	vs. Northern Iowa	5	1-1	0-0	0-0	0-1-1	2	0	0	0	0	2
N20	vs. Clemson	2	0-1	0-0	0-0	0-0-0	2	0	0	0	0	0
N25	Abilene Christian					DNP						
N29	Northern Colorado	3	0-0	0-0	0-0	0-0-0	0	0	0	0	0	0
D3	at Wisconsin	1	0-0	0-0	0-0	0-0-0	0	0	0	0	0	0
D7	Oral Roberts	3	0-0	0-0	0-0	0-0-0	0	0	0	0	0	0
D10	Wichita State					DNP						
D17	Memphis	3	0-0	0-0	0-0	0-0-0	0	0	0	0	0	0
D21	vs. Auburn					DNP						
D30	Baylor	1	0-1	0-0	0-0	0-0-0	0	0	0	0	0	0
J3	at TCU					DNP						
J7	at Kansas State	1	0-0	0-0	0-0	0-0-0	0	0	0	0	0	0
J10	Kansas					DNP						
J14	Texas Tech	1	0-0	0-0	0-0	0-0-0	0	0	0	0	0	0
J18	at West Virginia					DNP						
J21	Iowa State					DNP						
J23	at Texas											
J28	Florida											
J30	Oklahoma State											
F4	at Texas Tech											
F8	West Virginia											
F11	at Iowa State											
F14	Texas											
F18	at Oklahoma State											
F21	at Baylor											
F25	Kansas State											
F27	at Kansas											
M4	TCU											

* Starter

#11 KRISTIAN DOOLITTLE

Date	Opponent	MIN	FG	3FG	FT	O-D-T	PF	A	TO	B	S	TP
N13	*Northwestern State	19	2-4	1-2	0-0	1-2-3	2	1	0	0	0	5
N17	*vs. Tulane	22	3-8	0-1	2-2	5-7-12	0	0	1	0	0	8
N18	*vs. Northern Iowa	34	3-5	1-1	6-8	2-3-5	5	2	5	0	2	13
N20	*vs. Clemson	32	0-5	0-0	2-2	3-4-7	2	3	2	0	2	2
N25	*Abilene Christian	24	1-5	0-2	7-8	2-3-5	1	0	1	0	2	9
N29	Northern Colorado	18	7-8	1-1	2-3	2-3-5	0	0	0	0	0	17
D3	at Wisconsin	15	1-2	0-0	2-2	0-3-3	2	0	4	0	0	4
D7	Oral Roberts	15	4-7	1-1	0-0	1-3-4	0	1	1	0	0	9
D10	Wichita State	18	3-6	0-0	2-3	1-4-5	1	0	0	1	1	8
D17	*Memphis	23	0-5	0-1	1-2	0-2-2	2	2	0	0	0	1
D21	*vs. Auburn	19	2-5	1-1	2-2	3-4-7	2	0	1	1	1	7
D30	*Baylor	20	0-3	0-0	0-1	1-2-3	0	3	1	1	0	0
J3	*at TCU	21	3-6	0-0	2-4	2-4-6	2	1	2	0	2	8
J7	*at Kansas State	29	4-10	0-1	0-0	1-7-8	2	2	3	1	2	8
J10	*Kansas	25	1-10	0-3	5-5	3-4-7	1	1	2	0	0	7
J14	Texas Tech	26	2-6	1-1	3-6	3-2-5	3	1	1	0	0	8
J18	at West Virginia	32	4-9	0-0	4-5	3-4-7	4	1	3	0	1	12
J21	*Iowa State	36	5-9	0-1	5-6	3-12-15	2	2	4	1	0	15
J23	at Texas											
J28	Florida											
J30	Oklahoma State											
F4	at Texas Tech											
F8	West Virginia											
F11	at Iowa State											
F14	Texas											
F18	at Oklahoma State											
F21	at Baylor											
F25	Kansas State											
F27	at Kansas											
M4	TCU											

* Starter

GAME 19: OKLAHOMA AT TEXAS

#5 MATT FREEMAN

Date	Opponent	MIN	FG	3FG	FT	O-D-T	PF	A	TO	B	S	TP
N13	Northwestern State	18	6-7	3-4	0-0	0-1-1	3	0	1	0	1	15
N17	vs. Tulane	20	2-3	2-3	0-0	0-2-2	0	0	0	0	0	9
N18	vs. Northern Iowa	11	1-3	1-2	0-0	0-2-2	0	2	1	1	0	3
N20	vs. Clemson	7	0-2	0-1	0-0	0-4-4	1	1	2	1	0	0
N25	Abilene Christian	15	2-5	0-3	1-2	1-3-4	0	0	0	0	1	5
N29	*Northern Colorado	13	0-2	0-1	0-0	1-1-2	1	0	1	0	0	0
D3	*at Wisconsin	13	0-4	0-4	0-0	1-1-2	2	0	2	0	0	0
D7	Oral Roberts	12	4-7	1-2	0-0	1-2-3	1	0	1	0	0	9
D10	Wichita State	2	1-3	1-2	0-0	0-0-0	3	0	0	0	0	3
D17	Memphis	4	0-1	0-0	0-0	0-0-0	0	0	0	0	0	0
D21	vs. Auburn	11	2-3	2-2	2-2	1-1-2	0	1	0	0	0	8
D30	Baylor	20	2-6	1-3	2-2	2-2-4	0	2	1	0	1	7
J3	at TCU	14	4-6	2-3	0-0	0-0-0	0	0	2	1	1	10
J7	at Kansas State	9	1-2	1-2	0-0	0-2-2	3	0	1	0	0	3
J10	Kansas	7	0-1	0-1	0-0	0-0-0	0	0	1	0	0	0
J14	Texas Tech	4	0-0	0-0	0-0	0-1-1	0	0	0	0	0	0
J18	at West Virginia	5	0-0	0-0	0-0	0-1-1	1	0	0	0	1	0
J21	Iowa State					DNP						
J23	at Texas											
J28	Florida											
J30	Oklahoma State											
F4	at Texas Tech											
F8	West Virginia											
F11	at Iowa State											
F14	Texas											
F18	at Oklahoma State											
F21	at Baylor											
F25	Kansas State											
F27	at Kansas											
M4	TCU											

* Starter

#22 DANIEL HARPER

Date	Opponent	MIN	FG	3FG	FT	O-D-T	PF	A	TO	B	S	TP
N13	Northwestern State	2	0-1	0-0	0-0	0-1-1	0	1	1	0	0	0
N17	vs. Tulane					DNP						
N18	vs. Northern Iowa					DNP						
N20	vs. Clemson					DNP						
N25	Abilene Christian					DNP						
N29	Northern Colorado					DNP						
D3	at Wisconsin					DNP						
D7	Oral Roberts					DNP						
D10	Wichita State					DNP						
D17	Memphis					DNP						
D21	vs. Auburn					DNP						
D30	Baylor					DNP						
J3	at TCU					DNP						
J7	at Kansas State					DNP						
J10	Kansas					DNP						
J14	Texas Tech					DNP						
J18	at West Virginia					DNP						
J21	Iowa State					DNP						
J23	at Texas											
J28	Florida											
J30	Oklahoma State											
F4	at Texas Tech											
F8	West Virginia											
F11	at Iowa State											
F14	Texas											
F18	at Oklahoma State											
F21	at Baylor											
F25	Kansas State											
F27	at Kansas											
M4	TCU											

* Starter

#3 CHRISTIAN JAMES

Date	Opponent	MIN	FG	3FG	FT	O-D-T	PF	A	TO	B	S	TP
N13	*Northwestern State	20	5-7	2-3	0-0	1-2-3	2	3	2	0	0	12
N17	*vs. Tulane	19	5-9	2-3	0-2	1-3-4	4	4	1	0	1	12
N18	*vs. Northern Iowa	28	3-8	1-3	2-4	1-6-7	5	2	3	0	1	9
N20	*vs. Clemson	26	6-10	5-5	0-0	0-3-3	3	1	2	0	0	17
N25	*Abilene Christian	22	1-7	0-2	2-5	0-1-1	3	2	3	0	1	4
N29	*Northern Colorado	27	5-10	2-5	2-4	2-5-7	2	1	2	0	1	14
D3	*at Wisconsin	28	5-8	1-1	0-1	0-4-4	4	1	3	1	0	11
D7	*Oral Roberts	21	6-10	3-4	2-2	1-3-4	1	1	4	0	4	17
D10	*Wichita State	33	3-17	1-5	8-10	4-2-6	5	0	2	1	2	15
D17	Memphis	25	6-10	3-5	0-0	2-5-7	5	1	2	0	1	15
D21	*vs. Auburn	32	3-13	1-5	3-4	1-4-5	4	2	1	0	0	10
D30	*Baylor	35	4-7	3-6	0-0	0-0-0	1	2	3	0	0	11
J3	*at TCU	32	1-10	0-3	1-2	1-2-3	1	2	2	0	0	3
J7	*at Kansas State	17	1-2	1-2	0-0	0-1-1	4	0	3	0	0	3
J10	*Kansas	17	3-5	1-3	2-3	2-3-5	2	0	3	0	0	9
J14	Texas Tech	19	0-2	0-2	1-2	1-4-5	1	1	0	0	1	1
J18	at West Virginia	17	1-4	0-2	0-0	0-3-3	2	2	1	0	0	2
J21	Iowa State	19	2-6	1-3	0-0	1-3-4	1	0	2	0	0	5
J23	at Texas											
J28	Florida											
J30	Oklahoma State											
F4	at Texas Tech											
F8	West Virginia											
F11	at Iowa State											
F14	Texas											
F18	at Oklahoma State											
F21	at Baylor											
F25	Kansas State											
F27	at Kansas											
M4	TCU											

* Starter

#12 KHADEEM LATTIN

Date	Opponent	MIN	FG	3FG	FT	O-D-T	PF	A	TO	B	S	TP
N13	*Northwestern State	24	7-9	0-0	5-6	6-5-11	3	0	2	2	1	19
N17	*vs. Tulane	22	3-6	0-0	4-6	0-4-4	4	2	3	0	0	10
N18	*vs. Northern Iowa	26	3-7	0-0	5-5	5-1-6	4	0	3	4	1	11
N20	*vs. Clemson	29	5-10	0-0	0-0	0-4-4	4	1	2	2	2	10
N25	*Abilene Christian	25	3-6	0-0	3-4	2-7-9	1	0	1	2	3	9
N29	*Northern Colorado	22	5-6	0-0	0-2	3-3-6	2	0	3	5	3	10
D3	*at Wisconsin	31	2-5	0-0	5-5	3-4-7	4	0	2	0	1	9
D7	*Oral Roberts	22	2-3	0-0	5-6	1-3-4	3	2	0	2	4	9
D10	*Wichita State	26	0-3	0-0	3-4	1-7-8	2	0	0	4	2	3
D17	*Memphis	9	2-3	0-0	0-0	0-1-1	3	0	1	0	2	4
D21	*vs. Auburn	17	2-10	0-0	2-2	1-4-5	4	0	1	0	2	6
D30	*Baylor	26	3-6	0-0	2-2	1-4-5	5	1	1	3	1	8
J3	*at TCU	22	3-3	0-0	0-1	2-1-3	4	0	0	2	1	6
J7	*at Kansas State	26	2-5	0-0	0-1	1-4-5	4	2	3	1	0	4
J10	*Kansas	24	3-7	0-0	2-2	5-6-11	4	1	2	5	1	8
J14	*Texas Tech	28	5-8	0-0	0-0	3-3-6	2	0	2	1	2	10
J18	*at West Virginia	26	4-5	0-0	0-0	2-2-4	5	0	0	4	0	8
J21	*Iowa State	28	3-7	0-0	2-2	1-3-4	4	0	1	2	0	8
J23	at Texas											
J28	Florida											
J30	Oklahoma State											
F4	at Texas Tech											
F8	West Virginia											
F11	at Iowa State											
F14	Texas											
F18	at Oklahoma State											
F21	at Baylor											
F25	Kansas State											
F27	at Kansas											
M4	TCU											

* Starter

GAME 19: OKLAHOMA AT TEXAS

#20 KAMERON MCGUSTY

Date	Opponent	MIN	FG	3FG	FT	O-D-T	PF	A	TO	B	S	TP
N13	Northwestern State	18	1-5	0-2	1-2	0-1-1	0	0	2	0	0	3
N17	vs. Tulane	17	1-5	0-2	2-2	0-2-2	0	2	2	0	0	4
N18	vs. Northern Iowa	15	1-3	1-1	0-0	0-1-1	2	3	0	0	0	3
N20	vs. Clemson	18	6-8	1-3	1-1	0-1-1	1	0	1	0	2	14
N25	Abilene Christian	21	1-3	0-0	4-5	1-1-2	1	3	0	0	2	6
N29	Northern Colorado	16	2-6	2-5	0-0	1-2-3	0	1	2	2	0	6
D3	at Wisconsin	12	4-4	1-1	2-2	0-1-1	1	0	2	0	0	11
D7	Oral Roberts	15	3-7	2-5	0-0	1-2-3	0	2	1	0	2	8
D10	Wichita State	6	0-0	0-0	0-0	0-0-0	0	0	0	0	0	0
D17	Memphis	5	0-1	0-1	0-0	0-0-0	0	1	0	0	0	0
D21	vs. Auburn	15	2-7	0-2	0-0	1-1-2	0	1	0	0	0	8
D30	Baylor	27	3-9	2-7	1-2	0-2-2	0	0	1	0	0	9
J3	at TCU	27	4-11	1-3	2-2	1-2-3	1	3	1	1	4	11
J7	at Kansas State	30	5-9	2-3	8-9	0-1-1	1	0	0	1	0	20
J10	*Kansas	30	5-13	2-5	1-2	0-1-1	1	1	1	0	0	13
J14	*Texas Tech	26	2-9	1-3	5-6	2-0-2	3	1	1	0	0	10
J18	*at West Virginia	39	7-16	3-6	0-0	0-5-5	3	1	1	0	0	17
J21	*Iowa State	44	7-14	3-7	2-2	0-2-2	3	0	7	1	2	19
J23	at Texas											
J28	Florida											
J30	Oklahoma State											
F4	at Texas Tech											
F8	West Virginia											
F11	at Iowa State											
F14	Texas											
F18	at Oklahoma State											
F21	at Baylor											
F25	Kansas State											
F27	at Kansas											
M4	TCU											
* Starter												

#4 JAMUNI MCNEACE

Date	Opponent	MIN	FG	3FG	FT	O-D-T	PF	A	TO	B	S	TP
N13	Northwestern State	16	3-5	0-0	0-2	1-5-6	2	0	0	3	0	6
N17	vs. Tulane	18	3-3	0-0	0-2	3-6-9	5	0	0	1	0	6
N18	vs. Northern Iowa	15	1-1	0-0	0-0	0-4-4	1	0	2	1	0	2
N20	vs. Clemson	8	0-0	0-0	0-0	1-2-3	3	0	0	2	0	0
N25	Abilene Christian	15	1-5	0-0	3-4	3-3-6	3	0	0	3	0	5
N29	Northern Colorado	15	1-2	0-0	1-2	0-7-7	2	0	1	1	1	3
D3	at Wisconsin	8	0-1	0-0	0-0	1-1-2	0	0	0	1	0	0
D7	Oral Roberts	13	1-1	0-0	0-0	0-0-0	1	1	1	1	0	2
D10	Wichita State	14	1-1	0-0	0-0	1-3-4	2	0	1	2	0	2
D17	Memphis	33	6-8	0-0	1-2	4-5-9	3	1	2	1	1	13
D21	vs. Auburn	23	2-6	0-0	4-7	4-3-7	5	0	2	0	0	8
D30	Baylor	13	1-6	0-0	0-1	2-0-2	3	0	0	0	0	2
J3	at TCU	18	1-4	0-0	0-0	1-3-4	2	0	1	2	0	2
J7	at Kansas State	13	2-3	0-0	0-0	0-0-0	5	1	2	0	1	4
J10	Kansas	16	4-6	0-0	0-1	3-4-7	5	0	2	1	0	8
J14	Texas Tech	12	0-0	0-0	1-2	1-4-5	1	1	0	0	1	1
J18	at West Virginia	19	6-6	0-0	2-4	3-2-5	3	0	0	0	1	14
J21	Iowa State	19	0-2	0-0	0-0	2-2-4	5	1	0	1	0	0
J23	at Texas											
J28	Florida											
J30	Oklahoma State											
F4	at Texas Tech											
F8	West Virginia											
F11	at Iowa State											
F14	Texas											
F18	at Oklahoma State											
F21	at Baylor											
F25	Kansas State											
F27	at Kansas											
M4	TCU											
* Starter												

#1 RASHARD ODOMES

Date	Opponent	MIN	FG	3FG	FT	O-D-T	PF	A	TO	B	S	TP
N13	*Northwestern State	22	2-4	0-0	0-2	0-3-3	2	5	2	0	3	4
N17	*vs. Tulane	31	7-11	0-0	1-5	2-2-4	1	1	3	0	2	15
N18	*vs. Northern Iowa	36	5-11	0-1	1-1	1-6-7	1	3	2	0	2	11
N20	*vs. Clemson	10	0-0	0-0	0-0	0-1-1	2	1	0	1	0	0
N25	*Abilene Christian	21	4-8	0-0	5-7	0-3-3	1	0	2	0	0	13
N29	*Northern Colorado	14	3-6	0-0	2-2	0-2-2	4	1	1	0	1	8
D3	*at Wisconsin	25	7-10	0-0	3-5	0-1-1	2	1	1	0	0	17
D7	*Oral Roberts	21	3-8	0-2	6-6	0-3-3	2	3	0	0	0	12
D10	*Wichita State	24	3-8	0-0	4-6	1-1-2	3	1	1	0	1	10
D17	*Memphis	29	2-6	0-0	5-6	4-1-5	4	3	1	0	1	9
D21	*vs. Auburn	33	5-13	0-0	2-5	2-2-4	2	2	2	0	1	12
D30	*Baylor	18	1-4	0-0	3-7	1-6-7	0	2	2	0	0	5
J3	*at TCU	22	2-8	0-0	1-2	1-3-4	1	3	2	0	1	5
J7	*at Kansas State	33	5-7	0-0	0-0	2-4-6	2	1	3	0	2	10
J10	*Kansas	32	6-10	0-0	1-1	1-2-3	1	1	1	0	2	13
J14	*Texas Tech	35	9-14	0-1	6-7	3-5-8	4	4	3	0	0	24
J18	*at West Virginia	34	4-10	0-0	5-5	2-2-4	1	2	0	1	0	13
J21	*Iowa State	40	1-6	0-0	7-12	3-2-5	4	4	3	0	0	9
J23	at Texas											
J28	Florida											
J30	Oklahoma State											
F4	at Texas Tech											
F8	West Virginia											
F11	at Iowa State											
F14	Texas											
F18	at Oklahoma State											
F21	at Baylor											
F25	Kansas State											
F27	at Kansas											
M4	TCU											
* Starter												

#15 GRANT QUINN

Date	Opponent	MIN	FG	3FG	FT	O-D-T	PF	A	TO	B	S	TP
N13	Northwestern State					DNP						
N17	vs. Tulane					DNP						
N18	vs. Northern Iowa					DNP						
N20	vs. Clemson					DNP						
N25	Abilene Christian					DNP						
N29	Northern Colorado					DNP						
D3	at Wisconsin					DNP						
D7	Oral Roberts					DNP						
D10	Wichita State					DNP						
D17	Memphis					DNP						
D21	vs. Auburn					DNP						
D30	Baylor					DNP						
J3	at TCU					DNP						
J7	at Kansas State					DNP						
J10	Kansas					DNP						
J14	Texas Tech					DNP						
J18	at West Virginia					DNP						
J21	Iowa State					DNP						
J23	at Texas											
J28	Florida											
J30	Oklahoma State											
F4	at Texas Tech											
F8	West Virginia											
F11	at Iowa State											
F14	Texas											
F18	at Oklahoma State											
F21	at Baylor											
F25	Kansas State											
F27	at Kansas											
M4	TCU											
* Starter												

#13 JORDAN SHEPHERD													
Date	Opponent	MIN	FG	3FG	FT	O-D-T	PF	A	TO	B	S	TP	
N13	Northwestern State	19	2-5	1-2	3-4	0-1-1	3	2	1	1	2	8	
N17	vs. Tulane	13	1-2	0-1	0-0	0-0-0	2	2	0	0	0	2	
N18	vs. Northern Iowa	4	0-0	0-0	0-0	0-0-0	0	1	0	0	0	0	
N20	vs. Clemson	7	0-0	0-0	0-0	0-0-0	0	1	0	0	0	0	
N25	Abilene Christian	7	0-0	0-0	0-2	0-0-0	2	0	2	0	1	0	
N29	Northern Colorado	10	2-4	1-2	0-0	0-0-0	5	1	2	1	1	5	
D3	at Wisconsin	3	0-1	0-0	0-0	0-0-0	0	0	0	0	0	0	
D7	Oral Roberts	15	4-5	1-2	0-0	0-2-2	0	4	1	0	2	9	
D10	Wichita State	1	0-0	0-0	0-0	0-0-0	0	0	0	0	0	0	
D17	*Memphis	37	6-14	2-4	4-4	1-1-2	2	2	0	1	1	18	
D21	*vs. Auburn	28	4-8	1-2	4-4	0-0-0	4	3	3	1	1	13	
D30	*Baylor	27	1-5	0-3	0-0	0-2-2	3	2	4	0	1	2	
J3	*at TCU	20	0-4	0-1	0-0	0-0-0	4	3	1	0	0	0	
J7	at Kansas State	13	1-3	0-0	0-0	0-0-0	1	1	1	0	0	2	
J10	Kansas	8	0-3	0-1	0-0	0-0-0	3	0	0	0	1	0	
J14	Texas Tech					DNP							
J18	at West Virginia					DNP							
J21	Iowa State	4	0-0	0-0	0-0	0-0-0	0	0	0	0	0	0	
J23	at Texas												
J28	Florida												
J30	Oklahoma State												
F4	at Texas Tech												
F8	West Virginia												
F11	at Iowa State												
F14	Texas												
F18	at Oklahoma State												
F21	at Baylor												
F25	Kansas State												
F27	at Kansas												
M4	TCU												
* Starter													

#30 MARSHALL THORPE													
Date	Opponent	MIN	FG	3FG	FT	O-D-T	PF	A	TO	B	S	TP	
N13	Northwestern State	2	0-0	0-0	0-0	0-0-0	0	0	0	0	0	0	
N17	vs. Tulane					DNP							
N18	vs. Northern Iowa					DNP							
N20	vs. Clemson					DNP							
N25	Abilene Christian					DNP							
N29	Northern Colorado					DNP							
D3	at Wisconsin					DNP							
D7	Oral Roberts	3	0-1	0-0	0-0	2-1-3	0	0	1	0	1	0	
D10	Wichita State					DNP							
D17	Memphis					DNP							
D21	vs. Auburn					DNP							
D30	Baylor					DNP							
J3	at TCU					DNP							
J7	at Kansas State					DNP							
J10	Kansas					DNP							
J14	Texas Tech					DNP							
J18	at West Virginia					DNP							
J21	Iowa State					DNP							
J23	at Texas												
J28	Florida												
J30	Oklahoma State												
F4	at Texas Tech												
F8	West Virginia												
F11	at Iowa State												
F14	Texas												
F18	at Oklahoma State												
F21	at Baylor												
F25	Kansas State												
F27	at Kansas												
M4	TCU												
* Starter													

#0 DARRION STRONG-MOORE													
Date	Opponent	MIN	FG	3FG	FT	O-D-T	PF	A	TO	B	S	TP	
N13	Northwestern State	15	4-5	1-2	0-0	0-0-0	1	3	3	0	0	9	
N17	vs. Tulane	10	1-3	0-1	2-2	0-0-0	1	3	1	0	0	4	
N18	vs. Northern Iowa	15	0-1	0-1	0-0	0-1-1	3	1	3	0	0	0	
N20	vs. Clemson	25	2-5	2-3	0-0	0-2-2	1	3	2	0	0	6	
N25	Abilene Christian	17	2-4	1-2	0-2	0-2-2	3	1	3	0	1	5	
N29	Northern Colorado	20	0-5	0-4	2-3	0-1-1	1	1	0	0	1	2	
D3	at Wisconsin	27	3-5	1-3	0-0	0-0-0	1	1	1	0	0	7	
D7	Oral Roberts	22	1-2	0-1	0-0	1-0-1	3	3	0	0	1	2	
D10	Wichita State	23	0-5	0-3	0-1	1-1-2	0	5	2	0	0	1	
D17	Memphis	7	1-2	0-1	0-0	1-1-2	0	1	2	0	0	2	
D21	vs. Auburn	12	1-4	0-3	0-0	0-1-1	3	0	2	1	0	2	
D30	Baylor	13	2-5	2-4	0-0	0-0-0	0	0	0	0	0	6	
J3	at TCU	20	4-8	2-5	0-0	0-1-1	0	1	1	0	0	10	
J7	*at Kansas State	27	4-7	2-3	0-0	0-2-2	2	4	1	0	1	10	
J10	*Kansas	11	0-3	0-1	0-0	0-1-1	0	1	0	0	0	0	
J14	Texas Tech	5	1-2	1-2	0-0	0-1-1	0	1	1	0	0	3	
J18	at West Virginia	5	0-2	0-2	0-0	0-1-1	0	0	1	0	0	0	
J21	Iowa State	3	0-1	0-1	0-0	0-0-0	0	0	0	0	0	0	
J23	at Texas												
J28	Florida												
J30	Oklahoma State												
F4	at Texas Tech												
F8	West Virginia												
F11	at Iowa State												
F14	Texas												
F18	at Oklahoma State												
F21	at Baylor												
F25	Kansas State												
F27	at Kansas												
M4	TCU												
* Starter													

#10 JORDAN WOODARD													
Date	Opponent	MIN	FG	3FG	FT	O-D-T	PF	A	TO	B	S	TP	
N13	*Northwestern State	20	5-11	1-3	5-5	1-4-5	2	3	0	0	0	16	
N17	*vs. Tulane	30	6-12	4-6	6-7	0-6-6	2	7	3	0	4	22	
N18	*vs. Northern Iowa	36	3-16	3-10	4-4	0-4-4	1	2	5	0	3	13	
N20	*vs. Clemson	34	8-15	2-8	3-4	0-5-5	3	9	2	1	3	21	
N25	*Abilene Christian	31	5-12	2-5	4-7	1-3-4	2	0	1	0	3	16	
N29	*Northern Colorado	33	6-10	0-2	2-4	3-6-9	1	7	4	0	3	14	
D3	*at Wisconsin	25	3-9	3-4	0-0	0-5-5	1	1	1	0	0	9	
D7	*Oral Roberts	24	5-12	3-5	2-2	1-2-3	1	2	3	0	2	15	
D10	*Wichita State	34	7-17	4-9	10-10	0-7-7	4	4	2	0	2	28	
D17	*Memphis	33	9-18	4-9	0-1	2-2-4	3	1	0	1	1	22	
D21	vs. Auburn					DNP							
D30	Baylor					DNP							
J3	at TCU					DNP							
J7	at Kansas State					DNP							
J10	Kansas	24	2-8	1-4	2-2	0-5-5	2	5	1	0	2	7	
J14	*Texas Tech	34	6-13	1-5	14-14	0-7-7	2	3	4	0	3	27	
J18	*at West Virginia	39	8-17	1-5	3-5	1-3-4	2	5	5	0	4	20	
J21	*Iowa State	43	7-18	3-6	4-4	2-5-7	2	5	6	0	3	21	
J23	at Texas												
J28	Florida												
J30	Oklahoma State												
F4	at Texas Tech												
F8	West Virginia												
F11	at Iowa State												
F14	Texas												
F18	at Oklahoma State												
F21	at Baylor												
F25	Kansas State												
F27	at Kansas												
M4	TCU												
* Starter													

GAME 19: OKLAHOMA AT TEXAS

Official Basketball Box Score -- Game Totals -- Final Statistics

Abilene Christian vs Oklahoma

11/25/16 2 p.m. at Norman, Okla. (Lloyd Noble Center)

Abilene Christian 64 • 2-2

		Total		3-Ptr	Rebounds			PF		TP	A TO Blk Stl				Min			
##	Player	FG-FGA	FG-FGA	FT-FTA	Off	Def	Tot				A	TO	Blk	Stl	Min			
01	Lewis, Jaren	f	4-9	0-1	0-2	3	9	12	2	8	1	2	0	1	33			
23	Howell, Hayden	f	1-5	0-0	1-2	1	2	3	5	3	0	3	1	0	20			
00	Franklin, Jaylen	g	5-11	0-2	1-3	0	3	3	1	11	1	2	0	3	21			
04	Crnic, Jovan	g	3-7	3-7	0-0	1	2	3	3	9	1	4	0	2	23			
11	Green, Drake	g	1-3	1-3	1-1	0	1	1	4	4	0	4	0	3	13			
02	Maxwell, B.J.		1-2	1-2	0-0	0	2	2	3	3	0	0	1	0	5			
03	Langston, Diamante		0-0	0-0	0-0	0	0	0	0	0	0	0	0	0	3			
05	Ricks, Payten		2-4	0-0	5-9	1	2	3	3	9	1	1	0	2	19			
10	Tripp, Isaiah		0-2	0-0	0-0	0	2	2	2	0	0	3	0	1	12			
14	Lenox, Trey		0-2	0-1	0-0	1	1	2	2	0	1	0	0	1	24			
15	Farquhar, Hayden		4-7	1-4	0-0	2	3	5	2	9	1	1	0	0	14			
21	Friday, Jalone		3-5	1-2	1-2	0	3	3	5	8	0	2	2	0	13			
Team					1	2	3											
Totals		24-57	7-22	9-19	10	32	42	32	64		6	22	4	13	200			
FG % 1st Half: 13-33		39.4%	2nd half: 11-24	45.8%	Game: 24-57		42.1%	Deadball										
3FG % 1st Half: 1-6		16.7%	2nd half: 6-16	37.5%	Game: 7-22		31.8%	Rebounds										
FT % 1st Half: 3-7		42.9%	2nd half: 6-12	50.0%	Game: 9-19		47.4%	5										
Score by periods				1st	2nd	Total												
Abilene Christian				30	34	64												
Oklahoma				26	46	72												

 Official Basketball Box Score -- Game Totals -- Final Statistics Northern Colorado vs Oklahoma 11/29/16 7 p.m. CT at Norman, Okla. (Lloyd Noble Center) Northern Colorado 66 • 2-5 | | | Total | | 3-Ptr | Rebounds | | | PF | | TP | A TO Blk Stl | | | | Min | | | | |----------------------|---------------------|--------|-----------------|--------|-------------|-------|-------|----------|----|----|--------------|----|-----|-----|-----|--|--|--| | ## | Player | FG-FGA | FG-FGA | FT-FTA | Off | Def | Tot | | | | A | TO | Blk | Stl | Min | | | | | 10 | SYLLA, Ibrahim | f | 1-5 | 0-0 | 2-2 | 4 | 2 | 6 | 4 | 4 | 1 | 2 | 0 | 1 | 23 | | | | | 30 | DOTSON, Jon'te | f | 2-6 | 0-2 | 0-0 | 3 | 3 | 6 | 0 | 4 | 0 | 0 | 0 | 0 | 25 | | | | | 00 | DAVIS, Jordan | g | 8-20 | 1-5 | 0-2 | 1 | 1 | 2 | 3 | 17 | 7 | 7 | 0 | 2 | 36 | | | | | 03 | MILES, DJ | g | 3-13 | 3-10 | 0-0 | 0 | 3 | 3 | 0 | 9 | 1 | 0 | 0 | 2 | 34 | | | | | 12 | RADEBAUGH, Jonah | g | 3-5 | 3-5 | 0-0 | 1 | 3 | 4 | 2 | 9 | 2 | 2 | 0 | 2 | 32 | | | | | 02 | CAREY, Kyle | | 2-4 | 0-1 | 0-0 | 0 | 2 | 2 | 1 | 4 | 0 | 1 | 0 | 0 | 9 | | | | | 04 | LOOSE, Tyler | | 0-0 | 0-0 | 0-0 | 0 | 0 | 0 | 0 | 0 | 0 | 0 | 0 | 1 | 3 | | | | | 05 | RANSON, Mike | | 1-1 | 1-1 | 0-0 | 0 | 0 | 0 | 0 | 3 | 0 | 0 | 0 | 0 | 3 | | | | | 13 | GLOTTA, Chaz | | 3-10 | 2-7 | 2-3 | 0 | 1 | 1 | 4 | 10 | 1 | 1 | 0 | 1 | 17 | | | | | 21 | VERCELLINO, Roberto | | 0-3 | 0-2 | 0-0 | 1 | 0 | 1 | 0 | 0 | 2 | 1 | 0 | 0 | 6 | | | | | 25 | EDWARDS, Kai | | 3-4 | 0-0 | 0-0 | 0 | 5 | 5 | 2 | 6 | 0 | 0 | 0 | 1 | 13 | | | | | Team | | | | | 3 | 2 | 5 | | | | | | | | | | | | | Totals | | 26-71 | 10-33 | 4-7 | 13 | 22 | 35 | 16 | 66 | | 14 | 15 | 0 | 11 | 201 | | | | | FG % 1st Half: 13-35 | | 37.1% | 2nd half: 13-36 | 36.1% | Game: 26-71 | | 36.6% | Deadball | | | | | | | | | | | | 3FG % 1st Half: 5-18 | | 27.8% | 2nd half: 5-15 | 33.3% | Game: 10-33 | | 30.3% | Rebounds | | | | | | | | | | | | FT % 1st Half: 3-3 | | 100.0 | 2nd half: 1-4 | 25.0% | Game: 4-7 | | 57.1% | 3 | | | | | | | | | | | | Score by periods | | | | 1st | 2nd | Total | | | | | | | | | | | | | | Northern Colorado | | | | 34 | 32 | 66 | | | | | | | | | | | | | | Oklahoma | | | | 40 | 47 | 87 | | | | | | | | | | | | | || Official Basketball Box Score -- Game Totals -- Final Statistics Oklahoma vs Wisconsin 12/03/16 12pm at Kohl Center, Madison, Wis. Oklahoma 70 • 5-2 | | | Total | | 3-Ptr | Rebounds | | | PF | | TP | A TO Blk Stl | | | | Min | | | | |----------------------|----------------------|--------|-----------------|--------|-------------|-------|-------|----------|----|----|--------------|----|-----|-----|-----|--|--|--| | ## | Player | FG-FGA | FG-FGA | FT-FTA | Off | Def | Tot | | | | A | TO | Blk | Stl | Min | | | | | 05 | Freeman, Matt | f | 0-4 | 0-4 | 0-0 | 1 | 1 | 2 | 2 | 0 | 0 | 2 | 0 | 0 | 13 | | | | | 12 | Lattin, Khadeem | f | 2-5 | 0-0 | 5-5 | 3 | 4 | 7 | 4 | 9 | 0 | 2 | 0 | 1 | 31 | | | | | 01 | Odomes, Rashard | g | 7-10 | 0-0 | 3-5 | 0 | 1 | 1 | 2 | 17 | 1 | 1 | 0 | 0 | 25 | | | | | 03 | James, Christian | g | 5-8 | 1-1 | 0-1 | 0 | 4 | 4 | 11 | 1 | 3 | 1 | 0 | 0 | 28 | | | | | 10 | Woodard, Jordan | g | 3-9 | 3-4 | 0-0 | 0 | 5 | 5 | 1 | 9 | 1 | 1 | 0 | 0 | 25 | | | | | 00 | Strong-Moore,Darrion | | 3-5 | 1-3 | 0-0 | 0 | 0 | 0 | 1 | 7 | 1 | 1 | 0 | 0 | 27 | | | | | 04 | McNeace, Jamuni | | 0-1 | 0-0 | 0-0 | 1 | 1 | 2 | 0 | 0 | 0 | 0 | 1 | 0 | 8 | | | | | 11 | Doolittle, Kristian | | 1-2 | 0-0 | 2-2 | 0 | 3 | 3 | 2 | 4 | 0 | 4 | 0 | 0 | 15 | | | | | 13 | Shepherd, Jordan | | 0-1 | 0-0 | 0-0 | 0 | 0 | 0 | 0 | 0 | 0 | 0 | 0 | 0 | 3 | | | | | 20 | McGusty, Kameron | | 4-4 | 1-1 | 2-2 | 0 | 1 | 1 | 1 | 11 | 0 | 2 | 0 | 0 | 12 | | | | | 21 | Buford, Dante | | 0-2 | 0-1 | 2-2 | 0 | 1 | 1 | 3 | 2 | 0 | 0 | 1 | 0 | 12 | | | | | 25 | Cole, C.J. | | 0-0 | 0-0 | 0-0 | 0 | 0 | 0 | 0 | 0 | 0 | 0 | 0 | 0 | 1 | | | | | Team | | | | | 1 | 2 | 3 | | | | | | | | | | | | | Totals | | 25-51 | 6-14 | 14-17 | 6 | 23 | 29 | 20 | 70 | | 4 | 16 | 3 | 1 | 200 | | | | | FG % 1st Half: 14-28 | | 50.0% | 2nd half: 11-23 | 47.8% | Game: 25-51 | | 49.0% | Deadball | | | | | | | | | | | | 3FG % 1st Half: 5-8 | | 62.5% | 2nd half: 1-6 | 16.7% | Game: 6-14 | | 42.9% | Rebounds | | | | | | | | | | | | FT % 1st Half: 7-7 | | 100.0 | 2nd half: 7-10 | 70.0% | Game: 14-17 | | 82.4% | 2,2 | | | | | | | | | | | | Score by periods | | | | 1st | 2nd | Total | | | | | | | | | | | | | | Oklahoma | | | | 40 | 30 | 70 | | | | | | | | | | | | | | Wisconsin | | | | 37 | 53 | 90 | | | | | | | | | | | | | | Official Basketball Box Score -- Game Totals -- Final Statistics Oral Roberts vs Oklahoma 12/7/16 7 p.m. CT at Norman, Okla. (Lloyd Noble Center) Oral Roberts 66 • 1-8 | | | Total | | 3-Ptr | Rebounds | | | PF | | TP | A TO Blk Stl | | | | Min | | | | |----------------------|-------------------|--------|-----------------|--------|-------------|-------|-------|----------|----|----|--------------|----|-----|-----|-----|--|--|--| | ## | Player | FG-FGA | FG-FGA | FT-FTA | Off | Def | Tot | | | | A | TO | Blk | Stl | Min | | | | | 23 | Nzekwesi,Emmanuel | f | 3-6 | 0-1 | 1-2 | 1 | 2 | 3 | 2 | 7 | 1 | 3 | 0 | 1 | 33 | | | | | 44 | Owens,Albert | c | 1-3 | 0-0 | 0-2 | 0 | 2 | 2 | 2 | 3 | 2 | 3 | 1 | 0 | 17 | | | | | 01 | Martin,Kris | g | 7-15 | 5-10 | 0-1 | 0 | 5 | 5 | 2 | 19 | 0 | 2 | 0 | 1 | 34 | | | | | 10 | Bradley,Jalen | g | 8-14 | 2-5 | 1-1 | 0 | 4 | 4 | 1 | 19 | 6 | 5 | 0 | 3 | 33 | | | | | 13 | Anderson,Aaron | g | 1-5 | 1-3 | 2-4 | 1 | 1 | 2 | 1 | 5 | 2 | 3 | 0 | 1 | 23 | | | | | 00 | Young,Aaron | | 1-6 | 1-4 | 0-0 | 0 | 2 | 2 | 0 | 3 | 0 | 0 | 0 | 0 | 18 | | | | | 03 | Harris,Jontray | | 1-1 | 1-1 | 2-2 | 0 | 2 | 2 | 1 | 5 | 1 | 2 | 0 | 0 | 11 | | | | | 33 | Harris,Darian | | 0-0 | 0-0 | 0-0 | 0 | 0 | 0 | 1 | 0 | 0 | 0 | 0 | 0 | 2 | | | | | 52 | Miller,Chris | | 3-7 | 0-0 | 0-0 | 3 | 3 | 6 | 0 | 6 | 0 | 2 | 0 | 0 | 29 | | | | | Team | | | | | 2 | 1 | 3 | | | | | | | | | | | | | Totals | | 25-57 | 10-24 | 6-12 | 7 | 22 | 29 | 11 | 66 | | 12 | 20 | 1 | 6 | 200 | | | | | FG % 1st Half: 11-29 | | 37.9% | 2nd half: 14-28 | 50.0% | Game: 25-57 | | 43.9% | Deadball | | | | | | | | | | | | 3FG % 1st Half: 4-13 | | 30.8% | 2nd half: 6-11 | 54.5% | Game: 10-24 | | 41.7% | Rebounds | | | | | | | | | | | | FT % 1st Half: 1-2 | | 50.0% | 2nd half: 5-10 | 50.0% | Game: 6-12 | | 50.0% | 3 | | | | | | | | | | | | Score by periods | | | | 1st | 2nd | Total | | | | | | | | | | | | | | Oral Roberts | | | | 27 | 39 | 66 | | | | | | | | | | | | | | Oklahoma | | | | 43 | 49 | 92 | | | | | | | | | | | | | |

GAME 19: OKLAHOMA AT TEXAS

Official Basketball Box Score -- Game Totals -- Final Statistics

Wichita State vs Oklahoma

12/10/16 3:00 pm at Chesapeake Energy Arena - Oklahoma City

Wichita State 76 • 9-2

#		Player	Total	3-Ptr	Rebounds			PF	TP	A	T	Blk	Stl	Min
			FG-FGA	FG-FGA	FT-FTA	Off	Def	Tot						
21	f	WILLIS, Darral	4-7	0-0	4-6	2	5	7	3	12	0	2	0	23
32	f	McDUFFIE, Markis	2-10	1-3	0-1	4	4	8	1	5	1	2	0	1
20	c	NURGER, Rauno	0-2	0-2	0-0	0	2	2	2	0	0	0	0	7
02	g	SMITH, Daishon	3-5	1-2	6-6	0	3	3	4	13	6	2	0	2
11	g	SHAMET, Landry	3-10	0-5	0-0	0	4	4	2	6	3	2	0	27
00		KELLY, Rashard	1-5	0-1	0-0	2	1	3	0	2	0	2	0	1
01		BROWN, Zach	4-6	3-4	6-6	0	4	4	2	17	0	0	2	0
12		REAVES, Austin	3-5	2-4	0-0	0	2	2	4	8	2	1	0	0
24		MORRIS, Shaquille	3-6	0-0	1-2	0	6	6	2	7	2	0	5	0
33		FRANKAMP, Conner	2-7	2-7	0-2	0	1	1	3	6	2	1	0	0
		Team				3	0	3						
		Totals	25-63	9-28	17-23	11	32	43	23	76	16	12	7	4

FG % 1st Half: 14-29 48.3% 2nd half: 11-34 32.4% Game: 25-63 39.7%
3FG % 1st Half: 5-15 33.3% 2nd half: 4-13 30.8% Game: 9-28 32.1%
FT % 1st Half: 4-5 80.0% 2nd half: 13-18 72.2% Game: 17-23 73.9%

Deadball Rebounds 3

Officials: John Higgins, Don Daily, Jeff Malham
Technical fouls: Wichita State-None. Oklahoma-None.
Attendance: 11157

Score by periods		1st	2nd	Total
Wichita State		37	39	76
Oklahoma		39	34	73

Points WSU 40 OU 13

In Paint 22 22 T/O 11 3 4 2 13

Off T/O 11 3 4 2 13

2nd Chance 3 4 2 13

Fast Break 4 2 13

Bench 40 13

Last FG - WSU 2nd-01:55, OU 2nd-00:04.
Largest lead - WSU by 9 2nd-07:05, OU by 8 1st-01:22.
WSU led for 21:09. OU led for 13:48. Game was tied for 04:58.

Score tied - 7 times.
Lead changed - 9 times.

Official Basketball Box Score -- Game Totals -- Final Statistics

Memphis vs Oklahoma

12/17/16 11:30 am CT at Norman, Okla. (Lloyd Noble Center)

Memphis 99 • 8-3

#		Player	Total	3-Ptr	Rebounds			PF	TP	A	T	Blk	Stl	Min
			FG-FGA	FG-FGA	FT-FTA	Off	Def	Tot						
01	f	LAWSON, Dedric	10-17	1-3	5-5	4	8	12	2	26	4	2	3	2
15	f	RYKHOEK, Chad	0-1	0-0	1-2	0	1	1	1	1	1	0	0	1
00	g	LAWSON, KJ	7-12	1-2	4-4	3	10	13	5	19	1	4	0	1
03	g	MARTIN, Jeremiah	6-10	3-6	10-12	1	1	2	1	25	3	1	0	2
05	g	CRAWFORD, Markel	6-8	0-0	8-9	0	4	4	2	20	1	4	0	0
02	g	RIVERS, Jimario	4-5	0-0	0-0	0	1	1	3	8	0	0	1	0
10		KESSEE, Christian	0-0	0-0	0-0	0	0	0	1	0	0	2	0	0
12		RANDALL, Craig	0-5	0-5	0-0	0	0	0	2	0	1	0	0	2
		Team				0	2	2						
		Totals	33-58	5-16	28-32	8	27	35	17	99	11	13	4	8

FG % 1st Half: 13-25 52.0% 2nd half: 15-25 60.0% Game: 33-58 56.9%
3FG % 1st Half: 3-8 37.5% 2nd half: 2-8 25.0% Game: 5-16 31.3%
FT % 1st Half: 9-11 81.8% 2nd half: 14-16 87.5% Game: 28-32 87.5%

Deadball Rebounds 2

Officials: Peter Juzenas, Antinio Petty, Olandis Poole
Technical fouls: Memphis-None. Oklahoma-None.
Attendance: 9081
Est. Attendance: 4946

Score by periods		1st	2nd	OT	Total
Memphis		38	46	15	99
Oklahoma		47	37	10	94

Points MEM 40 OU 54

In Paint 52 34 T/O 13 18 12 6 40

Off T/O 13 18 12 6 40

2nd Chance 12 6 40

Fast Break 8 6 40

Bench 40 13

Last FG - MEM OT-01:11, OU OT-03:05.
Largest lead - MEM by 5 OT-03:45, OU by 13 1st-07:12.
MEM led for 04:48. OU led for 38:17. Game was tied for 01:55.

Score tied - 4 times.
Lead changed - 1 time.

Official Basketball Box Score -- Game Totals -- Final Statistics

Auburn vs Oklahoma

12/21/16 8:30 at Uncasville, Conn. (Mohegan Sun Arena)

Auburn 74 • 9-2

#		Player	Total	3-Ptr	Rebounds			PF	TP	A	T	Blk	Stl	Min
			FG-FGA	FG-FGA	FT-FTA	Off	Def	Tot						
03	f	Purifoy, Danjel	2-4	2-3	0-0	0	7	7	4	6	1	3	0	0
50	c	Wiley, Austin	2-3	0-0	2-4	2	1	3	3	6	1	4	2	1
01	g	Harper, Jared	4-11	2-6	11-12	1	2	3	1	21	1	1	0	2
05	g	Heron, Mustapha	5-10	2-4	3-4	2	10	12	3	15	0	7	0	4
23	g	Lang, TJ	1-2	1-2	2-2	0	3	3	4	5	0	1	0	1
04		Dunans, T.J.	8-14	1-4	4-7	0	4	4	3	21	5	3	1	0
12		Smith, LaRon	0-3	0-0	0-0	0	1	1	3	0	0	1	2	0
24		McLemore, Anfernee	0-0	0-0	0-0	0	1	1	2	0	0	1	2	0
31		Waddell, Devin	0-1	0-1	0-0	0	2	2	2	0	1	0	0	0
35		Johnson, Ronnie	0-2	0-2	0-0	0	2	2	0	1	1	0	0	0
		Team				3	4	7						
		Totals	22-50	8-22	22-29	8	37	45	25	74	10	23	7	8

FG % 1st Half: 11-28 39.3% 2nd half: 11-22 50.0% Game: 22-50 44.0%
3FG % 1st Half: 4-14 28.6% 2nd half: 4-8 50.0% Game: 8-22 36.4%
FT % 1st Half: 8-8 100.0 2nd half: 14-21 66.7% Game: 22-29 75.9%

Deadball Rebounds 3

Officials: Ron Tyburski, DJ Cartensen, Courtney Green
Technical fouls: Auburn-None. Oklahoma-None.
Attendance: 3462

Score by periods		1st	2nd	Total
Auburn		34	40	74
Oklahoma		22	48	70

Points AU 40 OU 32

In Paint 22 32 T/O 13 17 9 4 22

Off T/O 13 17 9 4 22

2nd Chance 4 4 22

Fast Break 4 22

Bench 21 22

Last FG - AU 2nd-01:11, OU 2nd-00:58.
Largest lead - AU by 17 2nd-16:41, OU by 2 1st-19:13.
AU led for 34:21. OU led for 04:25. Game was tied for 01:14.

Score tied - 1 time.
Lead changed - 3 times.

Official Basketball Box Score -- Game Totals -- Final Statistics

Baylor vs Oklahoma

12/30/16 6 p.m. CT at Norman, Okla. (Lloyd Noble Center)

Baylor 76 • 13-0, 1-0 Big 12

#		Player	Total	3-Ptr	Rebounds			PF	TP	A	T	Blk	Stl	Min
			FG-FGA	FG-FGA	FT-FTA	Off	Def	Tot						
00	f	Lual-Acuil Jr., Jo	5-8	2-2	0-0	3	5	8	3	12	1	0	0	0
05	f	Motley, Johnathan	9-15	1-2	0-2	3	10	13	3	19	1	2	3	0
20	g	Lecomte, Manu	5-8	4-5	0-0	0	0	0	2	14	4	0	0	2
24	g	Wainright, Ishmail	1-3	0-1	0-0	1	4	5	4	2	3	3	0	0
25	g	Freeman, Al	1-4	1-4	4-6	1	2	3	1	7	2	0	0	0
01		Mitchell, Wendell	1-3	1-3	2-2	0	0	0	0	5	0	0	0	0
03		Lindsey, Jake	2-5	0-1	0-0	1	2	3	0	4	4	0	3	0
21		Omot, Nuni	2-6	0-1	1-2	5	4	9	3	5	1	1	0	0
22		McClure, King	0-2	0-1	0-0	0	0	0	2	0	2	1	0	1
30		Davis, Jonathan	1-1	0-0	0-0	0	0	0	0	2	0	0	0	0
31		Maston, Terry	3-8	0-0	0-0	2	1	3	3	6	1	3	1	0
		Team				1	1	2						
		Totals	30-63	9-20	7-12	17	29	46	21	76	15	13	4	7

FG % 1st Half: 16-31 51.6% 2nd half: 14-32 43.8% Game: 30-63 47.6%
3FG % 1st Half: 4-8 50.0% 2nd half: 5-12 41.7% Game: 9-20 45.0%
FT % 1st Half: 0-1 0.0% 2nd half: 7-11 63.6% Game: 7-12 58.3%

Deadball Rebounds 2

Officials: Steve Olson, Ray Natli, Keith Kimble
Technical fouls: Baylor-None. Oklahoma-None.
Attendance: 10254
Estimated Attendance: 7,267

Score by periods		1st	2nd	Total
Baylor		36	40	76
Oklahoma		17	33	50

Points BU 38 OU 16

In Paint 38 16 T/O 10 14 15 7 22

Off T/O 10 14 15 7 22

2nd Chance 15 7 22

Fast Break 7 22

Bench 24 22

Last FG - BU 2nd-00:14, OU 2nd-01:02.
Largest lead - BU by 34 2nd-06:20, OU None.
BU led for 39:28. OU led for 00:00. Game was tied for 00:32.

Score tied - 0 times.
Lead changed - 0 times.

GAME 19: OKLAHOMA AT TEXAS

Official Basketball Box Score -- Game Totals -- Final Statistics

Oklahoma vs TCU

01/03/17 8:00 pm at Fort Worth, Texas (Schollmaier Arena)

Oklahoma 57 • 6-7, 0-2 Big 12

#		Player	Total	3-Ptr	Rebounds			PF	TP	A	TO	Blk	Stl	Min		
			FG-FGA	FG-FGA	FT-FTA	Off	Def	Tot								
11		Doolittle, Kristian	f	3-6	0-0	2-4	2	4	6	2	8	1	2	0	2	21
12		Lattin, Khadeem	f	3-3	0-0	0-1	2	1	3	4	6	0	0	2	1	22
01		Odomes, Rashard	g	2-8	0-0	1-2	1	3	4	1	5	3	2	0	1	22
03		James, Christian	g	1-10	0-3	1-2	1	2	3	1	3	2	2	0	0	32
13		Shepherd, Jordan	g	0-4	0-1	0-0	0	0	0	4	0	3	1	0	0	20
00		Strong-Moore,Darrion		4-8	2-5	0-0	0	1	1	0	10	1	1	0	0	20
04		McNeace, Jamuni		1-4	0-0	0-0	1	3	4	4	2	0	1	2	0	18
05		Freeman, Matt		4-6	2-3	0-0	0	0	0	0	10	0	2	1	1	14
20		McGusty, Kameron		4-11	1-3	2-2	1	2	3	1	11	3	1	1	4	27
21		Buford, Dante		1-2	0-1	0-0	1	0	1	0	2	0	0	0	1	4
Team						3	3	6				1				
Totals				23-62	5-16	6-11	12	19	31	17	57	13	13	6	10	200

FG % 1st Half: 16-34 47.1% 2nd half: 7-28 25.0% Game: 23-62 37.1%

3FG % 1st Half: 3-6 50.0% 2nd half: 2-10 20.0% Game: 5-16 31.3%

FT % 1st Half: 3-4 75.0% 2nd half: 3-7 42.9% Game: 6-11 54.5%

Deadball Rebounds 3,2

TCU 60 • 12-2, 1-1 Big 12

#		Player	Total	3-Ptr	Rebounds			PF	TP	A	TO	Blk	Stl	Min		
			FG-FGA	FG-FGA	FT-FTA	Off	Def	Tot								
10		Brodziansky, Vlad	f	1-2	0-0	2-2	0	2	2	1	4	0	0	3	1	22
15		Miller, JD	f	1-4	0-3	1-2	0	3	3	0	3	0	1	2	0	17
00		Fisher, Jaylen	g	2-7	0-2	2-3	0	3	3	3	6	1	4	0	1	26
25		Robinson, Alex	g	7-13	2-4	2-2	0	2	2	0	18	6	2	0	1	33
34		Williams, Kenrich	g	1-3	0-0	0-0	1	5	6	3	2	1	1	2	0	27
01		Bane, Desmond		4-7	1-1	0-1	2	4	6	1	9	1	4	2	0	25
02		Williams, Michael		0-2	0-1	0-0	0	2	2	0	0	0	1	0	0	9
11		Parrish, Brandon		2-7	2-6	4-6	0	2	2	1	10	1	0	1	1	23
32		Shepherd, Karviar		3-3	0-0	2-2	2	3	5	3	8	0	1	1	0	14
33		Washburn, Chris		0-1	0-0	0-0	0	1	1	0	0	1	0	2	0	4
Team						1	2	3				2				
Totals				21-49	5-17	13-18	6	29	35	12	60	11	16	13	4	200

FG % 1st Half: 12-28 42.9% 2nd half: 9-21 42.9% Game: 21-49 42.9%

3FG % 1st Half: 4-10 40.0% 2nd half: 1-7 14.3% Game: 5-17 29.4%

FT % 1st Half: 6-8 75.0% 2nd half: 7-10 70.0% Game: 13-18 72.2%

Deadball Rebounds 6

Officials: Joe DeRosa, Bert Smith, Michael Greenstein

Technical fouls: Oklahoma-None. TCU-None.

Attendance: 5576

Score by periods				1st	2nd	Total
Oklahoma				38	19	57
TCU				34	26	60

Points OU 34 TCU 26

In Paint 30 OU 17 TCU 16

Off T/O 17 OU 16 TCU 7

2nd Chance 16 OU 7 TCU 7

Fast Break 12 OU 12 TCU 12

Bench 35 OU 27 TCU 27

Last FG - OU 2nd-00:50, TCU 2nd-02:03.

Largest lead - OU by 9 1st-13:12, TCU by 6 2nd-02:03.

OU led for 35:28. TCU led for 03:38. Game was tied for 00:54.

Score tied - 1 time.

Lead changed - 1 time.

 Official Basketball Box Score -- Game Totals -- Final Statistics Oklahoma vs Kansas State 01/07/17 2:01 p.m. CT at Manhattan, Kan. - Bramlage Coliseum Oklahoma 64 • 6-8 (0-3) | # | | Player | Total | 3-Ptr | Rebounds | | | PF | TP | A | TO | Blk | Stl | Min | | | |--------|--|----------------------|--------|--------|----------|------|-----|-----|----|----|----|-----|-----|-----|---|-----| | | | | FG-FGA | FG-FGA | FT-FTA | Off | Def | Tot | | | | | | | | | | 11 | | Doolittle, Kristian | f | 4-10 | 0-1 | 0-0 | 1 | 7 | 8 | 2 | 8 | 2 | 3 | 1 | 2 | 29 | | 12 | | Lattin, Khadeem | f | 2-5 | 0-0 | 0-1 | 1 | 4 | 5 | 4 | 4 | 2 | 3 | 1 | 0 | 26 | | 00 | | Strong-Moore,Darrion | g | 4-7 | 2-3 | 0-0 | 0 | 2 | 2 | 2 | 10 | 4 | 1 | 0 | 1 | 27 | | 01 | | Odomes, Rashard | g | 5-7 | 0-0 | 0-0 | 2 | 4 | 6 | 2 | 10 | 1 | 3 | 0 | 2 | 33 | | 03 | | James, Christian | g | 1-2 | 1-2 | 0-0 | 0 | 1 | 1 | 4 | 3 | 0 | 3 | 0 | 0 | 17 | | 04 | | McNeace, Jamuni | | 2-3 | 0-0 | 0-0 | 0 | 0 | 0 | 5 | 4 | 1 | 2 | 0 | 1 | 13 | | 05 | | Freeman, Matt | | 1-2 | 1-2 | 0-0 | 0 | 2 | 2 | 0 | 3 | 0 | 1 | 0 | 0 | 9 | | 13 | | Shepherd, Jordan | | 1-3 | 0-0 | 0-0 | 0 | 0 | 0 | 0 | 1 | 2 | 1 | 1 | 0 | 13 | | 20 | | McGusty, Kameron | | 5-9 | 2-3 | 8-9 | 0 | 1 | 1 | 1 | 20 | 0 | 0 | 1 | 0 | 30 | | 21 | | Buford, Dante | | 0-0 | 0-0 | 0-0 | 0 | 0 | 0 | 0 | 0 | 0 | 0 | 1 | 0 | 2 | | 25 | | Cole, C.J. | | 0-0 | 0-0 | 0-0 | 0 | 0 | 0 | 0 | 0 | 0 | 0 | 0 | 0 | 1 | | Team | | | | | | 1 | 0 | 1 | | | | 1 | | | | | | Totals | | | | 25-48 | 6-11 | 8-10 | 5 | 21 | 26 | 21 | 64 | 11 | 19 | 3 | 6 | 200 | FG % 1st Half: 10-26 38.5% 2nd half: 15-22 68.2% Game: 25-48 52.1% 3FG % 1st Half: 4-8 50.0% 2nd half: 2-3 66.7% Game: 6-11 54.5% FT % 1st Half: 3-4 75.0% 2nd half: 5-6 83.3% Game: 8-10 80.0% Deadball Rebounds 0 Kansas State 75 • 13-2 (2-1) | # | | Player | Total | 3-Ptr | Rebounds | | | PF | TP | A | TO | Blk | Stl | Min | | | |--------|--|------------------|--------|--------|----------|-------|-----|-----|----|----|----|-----|-----|-----|---|-----| | | | | FG-FGA | FG-FGA | FT-FTA | Off | Def | Tot | | | | | | | | | | 04 | | JOHNSON, D.J. | f | 4-10 | 0-0 | 2-5 | 1 | 2 | 3 | 0 | 10 | 0 | 3 | 0 | 1 | 27 | | 32 | | WADE, Dean | f | 4-7 | 2-4 | 2-2 | 2 | 5 | 7 | 4 | 12 | 1 | 1 | 1 | 2 | 31 | | 03 | | STOKES, Kamau | g | 3-6 | 3-5 | 4-5 | 1 | 1 | 2 | 2 | 13 | 4 | 5 | 0 | 0 | 35 | | 05 | | BROWN, Barry | g | 6-11 | 2-6 | 0-0 | 0 | 2 | 2 | 3 | 14 | 5 | 0 | 0 | 2 | 32 | | 25 | | IWUNDU, Wesley | g | 4-6 | 0-0 | 8-11 | 0 | 3 | 3 | 1 | 16 | 5 | 3 | 0 | 2 | 36 | | 01 | | ERVIN II, Carlbe | | 1-2 | 0-1 | 0-0 | 0 | 1 | 1 | 0 | 2 | 1 | 1 | 0 | 1 | 13 | | 11 | | PATRICK, Brian | | 0-0 | 0-0 | 0-0 | 0 | 0 | 0 | 0 | 0 | 0 | 0 | 0 | 0 | 0+ | | 20 | | SNEED, Xavier | | 3-5 | 0-2 | 0-0 | 1 | 2 | 3 | 2 | 6 | 0 | 0 | 1 | 0 | 20 | | 35 | | BUDKE, Austin | | 1-1 | 0-0 | 0-0 | 0 | 1 | 1 | 0 | 2 | 0 | 0 | 0 | 0 | 6 | | Team | | | | | | 2 | 2 | 4 | | | | | | | | | | Totals | | | | 26-48 | 7-18 | 16-23 | 7 | 19 | 26 | 12 | 75 | 16 | 13 | 2 | 8 | 200 | FG % 1st Half: 15-28 53.6% 2nd half: 11-20 55.0% Game: 26-48 54.2% 3FG % 1st Half: 6-12 50.0% 2nd half: 1-6 16.7% Game: 7-18 38.9% FT % 1st Half: 7-10 70.0% 2nd half: 9-13 69.2% Game: 16-23 69.6% Deadball Rebounds 1,1 Officials: Doug Simmons, Gary Maxwell, Rodrick Dixon Technical fouls: Oklahoma-None. Kansas State-None. Attendance: 12295 | Score by periods | | | | 1st | 2nd | Total | |------------------|--|--|--|-----|-----|-------| | Oklahoma | | | | 27 | 37 | 64 | | Kansas State | | | | 43 | 32 | 75 | Points OU 27 KS 43 In Paint 30 OU 18 KS 18 Off T/O 17 OU 16 KS 16 2nd Chance 8 OU 6 KS 13 Fast Break 4 OU 13 KS 10 Bench 35 OU 27 KS 27 Last FG - OU 2nd-00:37, KS 2nd-01:36. Largest lead - OU None, KS by 16 1st-11:19. OU led for 00:00. KS led for 38:45. Game was tied for 01:15. Score tied - 1 time. Lead changed - 0 times. |

Official Basketball Box Score -- Game Totals -- Final Statistics

Kansas vs Oklahoma

1/10/17 8 p.m. CT at Norman, Okla. (Lloyd Noble Center)

Kansas 81 • 15-1, 4-0

#		Player	Total	3-Ptr	Rebounds			PF	TP	A	TO	Blk	Stl	Min		
			FG-FGA	FG-FGA	FT-FTA	Off	Def	Tot								
33		Lucas, Landen	c	3-6	0-0	4-4	2	11	13	3	10	3	2	0	0	31
00		Mason III, Frank	g	11-20	5-6	1-2	1	2	3	1	28	5	3	0	2	37
04		Graham, Devonte'	g	4-11	3-8	2-2	2	2	4	3	13	5	0	0	2	33
10		Mykhailiuk, Svi	g	3-11	3-8	0-0	4	5	9	1	9	0	0	1	1	34
11		Jackson, Josh	g	5-11	0-3	6-8	1	3	4	3	16	3	2	0	1	30
02		Vick, Lagerald		1-6	1-2	2-2	0	2	2	1	5	0	1	0	0	22
15		Bragg Jr., Carlton		0-1	0-0	0-0	0	1	1	2	0	0	1	3	0	10
20		Sely, Tyler		0-0	0-0	0-0	0	0	0	0	0	0	0	0	0	0+
22		Coleby, Dwight		0-0	0-0	0-0	0	1	1	1	0	0	1	0	0	2
44		Lightfoot, Mitch		0-1	0-0	0-0	0	0	0	1	0	0	1	0	0	1
Team						2	3	5								
Totals				27-67	12-27	15-18	12	30	42	16	81	17	11	3	6	200

FG % 1st Half: 11-32 34.4% 2nd half: 16-35 45.7% Game: 27-67 40.3%

3FG % 1st Half: 3-11 27.3% 2nd half: 9-16 56.3% Game: 12-27 44.4%

FT % 1st Half: 2-2 100.0 2nd half: 13-16 81.3% Game: 15-18 83.3%

Deadball Rebounds 2

Oklahoma 70 • 6-9, 0-4

#		Player	Total	3-Ptr	Rebounds			PF	TP	A	TO	Blk	Stl	Min		
			FG-FGA	FG-FGA	FT-FTA	Off	Def	Tot								
11		Doolittle, Kristian	f	1-10	0-3	5-5	3	4	7	1	7	1	2	0	0	25
12		Lattin, Khadeem	f	3-7	0-0	2-2	5	6	11	4	8	1	2	0	1	24
00		Strong-Moore,Darrion	g	0-3	0-1	0-0	0	1	1	0	0	1	0	0	0	11
01		Odomes, Rashard	g	6-10	0-0	1-1	1	2	3	1	13	1	1	0	2	32
20		McGusty, Kameron	g	5-13	2-5	1-2	0	1	1	1	13	1	1	0	0	30
03		James, Christian		3-5	1-3	2-3	2	3	5	2	9	0	3	0	0	

Official Basketball Box Score -- Game Totals -- Final Statistics																
Oklahoma vs West Virginia																
1-18-17 7:00 p.m. at WVU Coliseum, Morgantown, W.Va.																
Oklahoma 89 • 8-9/2-4																
##	Player	Total		3-Ptr		Rebounds		PF	TP	A	TO	Blk	Stl	Min		
		FG-FGA	FG-FGA	FT-FTA	Off Def Tot											
12	Lattin, Khadeem	f	4-5	0-0	0-0	2	2	4	5	8	0	0	4	0	26	
21	Buford, Dante	f	1-2	0-1	1-2	0	1	1	2	3	0	1	0	0	9	
01	Odomes, Rashard	g	4-10	0-0	5-5	2	2	4	1	13	2	0	1	0	34	
10	Woodard, Jordan	g	8-17	1-5	3-5	1	3	4	2	20	5	5	0	4	39	
20	McGusty, Kameron	g	7-16	3-6	0-0	0	5	5	3	17	1	1	0	0	39	
09	Strong-Moore, Darrion	g	0-2	0-2	0-0	0	1	1	0	0	0	1	0	0	5	
03	James, Christian		1-4	0-2	0-0	0	3	3	2	2	2	1	0	0	17	
04	McNeace, Jamuni		6-6	0-0	2-4	3	2	5	3	14	0	0	0	1	19	
05	Freeman, Matt		0-0	0-0	0-0	0	1	1	1	0	0	0	0	1	5	
19	Doolittle, Kristian		4-9	0-0	4-5	3	4	7	4	12	1	3	0	1	32	
	Team					3	3	6								
Totals		35-71	4-16	15-21	14	27	41	23	89	11	12	5	7	225		
FG % 1st Half: 16-33		48.5%	2nd half: 14-31		45.2%	OT: 5-7		71.4%	Game: 35-71		49.3%		Deadball			
3FG % 1st Half: 2-7		28.6%	2nd half: 2-8		25.0%	OT: 0-1		0.0%	Game: 4-16		25.0%		Rebounds			
FT % 1st Half: 3-4		75.0%	2nd half: 10-15		66.7%	OT: 2-2		100.0	Game: 15-21		71.4%		2,1			
West Virginia 87 • 15-3/4-2																
##	Player	Total		3-Ptr		Rebounds		PF	TP	A	TO	Blk	Stl	Min		
		FG-FGA	FG-FGA	FT-FTA	Off Def Tot											
11	Adrian, Nathan	f	5-10	3-6	1-2	3	4	7	1	14	2	3	2	0	38	
20	Watkins, Brandon	f	2-6	0-0	1-2	2	4	6	1	5	2	0	1	0	21	
23	Ahmad, Esa	f	3-6	0-1	0-2	1	1	2	3	6	3	3	1	0	26	

Iowa State vs Oklahoma 1/21/17 1 p.m. CT at Norman, Okla. (Lloyd Noble Center)																
Iowa State 92 • 12-6, 4-3																
##	Player	Total		3-Ptr		Rebounds			PF	TP	A	TO	Blk	Stl	Min	
		FG-FGA	FG-FGA	FT-FTA	FT-FTA	Off	Def	Tot								
10	Bowie, Darrell	f	0-1	0-0	1-2	4	2	6	1	1	1	1	0	0	14	
11	Morris, Monte	g	7-16	1-5	4-6	2	2	4	2	19	8	2	0	3	49	
15	Mitrou-Long, Naz	g	7-16	2-10	4-5	0	6	6	2	20	2	2	0	6	38	
21	Thomas, Matt	g	4-13	3-9	0-0	1	3	4	2	11	2	4	0	4	44	
20	Burton, Deonte	g	11-21	3-7	6-6	1	5	6	4	31	0	3	1	3	40	
01	Weiler-Babb, Nick		0-1	0-0	0-0	0	1	1	0	0	0	0	0	0	11	
04	Jackson, Donovan		3-7	1-4	3-4	0	2	2	3	10	1	0	0	1	25	
05	Holden, Merrill		0-0	0-0	0-0	3	4	7	5	0	0	3	2	1	25	
33	Young, Solomon		0-0	0-0	0-0	1	0	1	0	0	0	1	1	0	4	
	Team					1	3	4								
Totals			32-75	10-35	18-27	13	28	41	19	92	14	16	4	18	250	
FG % 1st Half: 13-28 46.4% 2nd half: 14-35 40.0% OT: 5-12 41.7% Game: 32-75 42.7% Deadball Rebounds 6																
3FG % 1st Half: 4-14 28.6% 2nd half: 2-14 14.3% OT: 4-7 57.1% Game: 10-35 28.6%																
FT % 1st Half: 0-5 0.0% 2nd half: 9-11 81.8% OT: 9-11 81.8% Game: 18-27 66.7%																
Oklahoma 87 • 8-10, 2-5																
##	Player	Total		3-Ptr		Rebounds			PF	TP	A	TO	Blk	Stl	Min	
		FG-FGA	FG-FGA	FT-FTA	FT-FTA	Off	Def	Tot								
11	Doolittle, Kristian	f	5-9	0-1	5-6	3	12	15	2	15	2	4	1	0	36	
12	Lattin, Khadeem	f	3-7	0-0	2-2	1	3	4	4	8	0	1	2	0	28	
01	Odomes, Rashard	g	1-6	0-0	7-12	3	2	5	4	9	4	3	0	0	40	
20	Woodard, Jordan	g	7-18	3-6	4-4	2	5	7	2	21	5	6	0	3	43	
10	McGusty, Kameron	g	7-14	3-7	2-2	0	2	2	3	19	0	7	1	2	44	
03	Strong-Moore, Darriion		0-1	0-1	0-0	0	0	0	0	0	0	0	0	0	3	
03	James, Christian		2-6	1-3	0-0	1	3	4	1	5	0	2	0	0	19	
04	McNeace, Jamuni		0-2	0-0	0-0	2	2									

2016-17 OKLAHOMA MEN'S BASKETBALL
Oklahoma Combined Team Statistics (as of Jan 21, 2017)
All games

RECORD:	OVERALL	HOME	AWAY	NEUTRAL
ALL GAMES	8-10	5-5	1-3	2-2
CONFERENCE	2-5	1-3	1-2	0-0
NON-CONFERENCE	6-5	4-2	0-1	2-2

#	Player	gp-gs	min	avg	Total		3-Point		F-Throw		Rebounds				pf	dq	a	to	blk	stl	pts	avg
					fg-fga	fg%	3fg-fga	3fg%	ft-fa	ft%	off	def	tot	avg								
10	Woodard, Jordan	14-13	440	31.4	80-188	.426	32-81	.395	59-69	.855	11	64	75	5.4	28	0	54	37	2	33	251	17.9
01	Odomes, Rashard	18-18	480	26.7	69-144	.479	0-4	.000	52-79	.658	23	49	72	4.0	37	0	38	29	2	16	190	10.6
03	James, Christian	18-13	437	24.3	60-145	.414	27-62	.435	23-39	.590	18	54	72	4.0	50	3	25	39	2	12	170	9.4
20	McGusty, Kameron	18-4	381	21.2	54-130	.415	21-56	.375	29-35	.829	7	25	32	1.8	20	0	16	24	5	12	158	8.8
12	Lattin, Khadeem	18-18	433	24.1	57-109	.523	0-0	.000	38-48	.792	37	66	103	5.7	62	2	9	27	39	26	152	8.4
11	Doolittle, Kristian	18-12	426	23.7	45-113	.398	6-16	.375	45-59	.763	36	73	109	6.1	31	1	20	31	5	13	141	7.8
04	McNeace, Jamuni	18-0	288	16.0	33-60	.550	0-0	.000	12-27	.444	29	51	80	4.4	54	5	4	16	20	4	78	4.3
05	Freeman, Matt	17-2	185	10.9	25-55	.455	14-33	.424	5-6	.833	7	23	30	1.8	12	0	6	13	3	5	69	4.1
00	Strong-Moore, Darrion	18-2	277	15.4	26-69	.377	12-42	.286	4-8	.500	3	15	18	1.0	20	0	29	23	1	4	68	3.8
13	Shepherd, Jordan	16-4	216	13.5	21-54	.389	6-18	.333	11-14	.786	1	6	7	0.4	24	0	22	15	4	10	59	3.7
21	Buford, Dante	14-4	128	9.1	16-39	.410	8-19	.421	4-7	.571	5	12	17	1.2	9	0	3	8	2	1	44	3.1
25	Cole, C.J.	10-0	23	2.3	1-3	.333	0-0	.000	0-2	.000	2	1	3	0.3	2	0	1	0	0	0	2	0.2
40	Anderson, Richard	2-0	5	2.5	0-0	.000	0-0	.000	0-0	.000	0	0	0	0.0	0	0	0	0	0	0	0	0.0
30	Thorpe, Marshall	2-0	5	2.5	0-1	.000	0-0	.000	0-0	.000	2	1	3	1.5	2	0	0	1	1	1	0	0.0
22	Harper, Daniel	1-0	2	2.0	0-1	.000	0-0	.000	0-0	.000	0	1	1	1.0	0	0	1	1	0	0	0	0.0
Team											35	38	73				4					
Total.....		18	3726		487-1111	.438	126-331	.381	282-393	.718	216	479	695	38.6	351	11	228	268	86	137	1382	76.8
Opponents.....		18	3726		475-1105	.430	151-431	.350	248-362	.685	196	467	663	36.8	332	-	238	266	83	136	1349	74.9

TEAM STATISTICS	OU	OPP	Date	Opponent	Score	Att.
SCORING	1382	1349	11/13/16	NORTHWESTERN STATE	W 97-61	8456
Points per game	76.8	74.9	11/17/16	vs Tulane	W 89-70	0
Scoring margin	+1.8	-	11/18/16	vs Northern Iowa	Lot 67-73	0
FIELD GOALS-ATT	487-1111	475-1105	11/20/16	vs Clemson	W 70-64	0
Field goal pct	.438	.430	11/25/16	ABILENE CHRISTIAN	W 72-64	9303
3 POINT FG-ATT	126-331	151-431	11/29/16	NORTHERN COLORADO	W 87-66	7579
3-point FG pct	.381	.350	12/03/16	at Wisconsin	L 70-90	17278
3-pt FG made per game	7.0	8.4	12/7/16	ORAL ROBERTS	W 92-66	8034
FREE THROWS-ATT	282-393	248-362	12/10/16	WICHITA STATE	L 73-76	11157
Free throw pct	.718	.685	12/17/16	MEMPHIS	Lot 94-99	9081
F-Throws made per game	15.7	13.8	12/21/16	vs Auburn	L 70-74	3462
REBOUNDS	695	663	* 12/30/16	BAYLOR	L 50-76	10254
Rebounds per game	38.6	36.8	* 01/03/17	at TCU	L 57-60	5576
Rebounding margin	+1.8	-	* 01/07/17	at Kansas State	L 64-75	12295
ASSISTS	228	238	* 1/10/17	KANSAS	L 70-81	9788
Assists per game	12.7	13.2	* 01/14/17	TEXAS TECH	W 84-75	8601
TURNOVERS	268	266	* 1-18-17	at West Virginia	Wot 89-87	11895
Turnovers per game	14.9	14.8	* 1/21/17	IOWA STATE	Lo2 87-92	9673
Turnover margin	-0.1	-				
Assist/turnover ratio	0.9	0.9				
STEALS	137	136				
Steals per game	7.6	7.6				
BLOCKS	86	83				
Blocks per game	4.8	4.6				
ATTENDANCE	91926	50506				
Home games-Avg/Game	10-9193	4-11761				
Neutral site-Avg/Game	-	4-866				

* - Conference game

Score by Periods	1st	2nd	OT	OT2	Totals
Oklahoma	632	702	39	9	1382
Opponents	579	708	48	14	1349

2016-17 OKLAHOMA MEN'S BASKETBALL
Oklahoma Combined Team Statistics (as of Jan 21, 2017)
Conference games

RECORD:	OVERALL	HOME	AWAY	NEUTRAL
ALL GAMES	2-5	1-3	1-2	0-0
CONFERENCE	2-5	1-3	1-2	0-0
NON-CONFERENCE	0-0	0-0	0-0	0-0

#	Player	gp-gs	min	avg	Total		3-Point		F-Throw		Rebounds												
					fg-fga	fg%	3fg-fga	3fg%	ft-fa	ft%	off	def	tot	avg	pf	dq	a	to	blk	stl	pts	avg	
10	Woodard, Jordan	4-3	140	35.0	23-56	.411	6-20	.300	23-25	.920	3	20	23	5.8	8	0	18	16	0	12	75	18.8	
20	McGusty, Kameron	7-4	223	31.9	33-81	.407	14-34	.412	19-23	.826	3	13	16	2.3	12	0	6	12	3	6	99	14.1	
01	Odomes, Rashard	7-7	214	30.6	28-59	.475	0-1	.000	23-34	.676	13	24	37	5.3	13	0	17	14	1	5	79	11.3	
11	Doolittle, Kristian	7-5	189	27.0	19-53	.358	1-6	.167	19-27	.704	16	35	51	7.3	14	0	11	16	3	5	58	8.3	
12	Lattin, Khadeem	7-7	180	25.7	23-41	.561	0-0	.000	6-8	.750	15	23	38	5.4	28	2	4	9	18	5	52	7.4	
03	James, Christian	7-3	156	22.3	12-36	.333	6-21	.286	4-7	.571	5	16	21	3.0	12	0	7	14	0	1	34	4.9	
04	McNeace, Jamuni	7-0	110	15.7	14-27	.519	0-0	.000	3-8	.375	11	12	23	3.3	27	3	2	7	4	2	31	4.4	
00	Strong-Moore,Darrion	7-2	84	12.0	11-28	.393	7-18	.389	0-0	.000	0	6	6	0.9	2	0	7	4	0	1	29	4.1	
21	Buford, Dante	6-2	45	7.5	8-18	.444	3-5	.600	1-2	.500	3	7	10	1.7	3	0	1	4	0	1	20	3.3	
05	Freeman, Matt	6-0	59	9.8	7-15	.467	4-9	.444	2-2	1.000	2	6	8	1.3	1	0	2	5	1	3	20	3.3	
13	Shepherd, Jordan	5-2	72	14.4	2-15	.133	0-5	.000	0-0	.000	0	2	2	0.4	11	0	6	6	0	2	4	0.8	
25	Cole, C.J.	3-0	3	1.0	0-1	.000	0-0	.000	0-0	.000	0	0	0	0.0	0	0	0	0	0	0	0	0.0	
Team											16	10	26	3									
Total.....		7	1475		180-430	.419	41-119	.345	100-136	.735	87	174	261	37.3	131	5	81	110	30	43	501	71.6	
Opponents.....		7	1475		196-434	.452	56-167	.335	98-141	.695	79	182	261	37.3	125	-	102	94	39	53	546	78.0	

TEAM STATISTICS	OU	OPP	Date	Opponent	Score	Att.
SCORING	501	546	* 12/30/16	BAYLOR	L 50-76	10254
Points per game	71.6	78.0	* 01/03/17	at TCU	L 57-60	5576
Scoring margin	-6.4	-	* 01/07/17	at Kansas State	L 64-75	12295
FIELD GOALS-ATT	180-430	196-434	* 1/10/17	KANSAS	L 70-81	9788
Field goal pct	.419	.452	* 01/14/17	TEXAS TECH	W 84-75	8601
3 POINT FG-ATT	41-119	56-167	* 1-18-17	at West Virginia	Wot 89-87	11895
3-point FG pct	.345	.335	* 1/21/17	IOWA STATE	Lo2 87-92	9673
3-pt FG made per game	5.9	8.0	* - Conference game			
FREE THROWS-ATT	100-136	98-141				
Free throw pct	.735	.695				
F-Throws made per game	14.3	14.0				
REBOUNDS	261	261				
Rebounds per game	37.3	37.3				
Rebounding margin	+0.0	-				
ASSISTS	81	102				
Assists per game	11.6	14.6				
TURNOVERS	110	94				
Turnovers per game	15.7	13.4				
Turnover margin	-2.3	-				
Assist/turnover ratio	0.7	1.1				
STEALS	43	53				
Steals per game	6.1	7.6				
BLOCKS	30	39				
Blocks per game	4.3	5.6				
ATTENDANCE	38316	29766				
Home games-Avg/Game	4-9579	3-9922				
Neutral site-Avg/Game	-	0-0				

Score by Periods	1st	2nd	OT	OT2	Totals
Oklahoma	225	246	21	9	501
Opponents	239	274	19	14	546

OKLAHOMA NUMERICAL ROSTER

No.	Name	Pos.	Cl.	Ht.	Wt.	Hometown (Last School)
0	Darrion Strong-Moore	G	Jr.	6-1	180	Chicago, Ill. (Coffeyville Community College [Kan.])
1	Rashard Odomes*	G	So.	6-6	212	Copperas Cove, Texas (Copperas Cove HS)
3	Christian James*	G	So.	6-4	218	Houston, Texas (Bellaire HS)
4	Jamuni McNeace*	C	So.-RS	6-10	215	Kankakee, Ill. (Allen HS)
5	Matt Freeman	F	Fr.-RS	6-10	224	Auckland, New Zealand (Westlake Boys HS)
10	Jordan Woodard***	G	Sr.	6-0	187	Arcadia, Okla. (Edmond Memorial HS)
11	Kristian Doolittle	F	Fr.	6-7	236	Edmond, Okla. (Edmond Memorial HS)
12	Khadeem Lattin**	F	Jr.	6-9	212	Houston, Texas (Redemption Christian Home School Academy)
13	Jordan Shepherd	G	Fr.	6-2	180	Asheville, N.C. (Asheville Christian Academy)
15	Grant Quinn^	G	Fr.	6-4	185	Argyle, Texas (Liberty Christian HS)
20	Kameron McGusty	G	Fr.	6-5	191	Katy, Texas (Sunrise Christian Academy [Kan.])
21	Dante Buford*	F	So.-RS	6-7	221	Greenville, S.C. (Arlington Country Day School [Fla.])
22	Daniel Harper***^	G	Sr.	6-1	190	Norman, Okla. (Norman HS)
25	C.J. Cole***	F	Sr.	6-7	245	Sperry, Okla. (Sperry HS)
30	Marshall Thorpe^	F	Fr.-RS	6-9	235	Tulsa, Okla. (Bishop Kelley HS)
40	Richard Anderson^	G	Fr.	6-2	180	Midwest City, Okla. (Midwest City HS)

OKLAHOMA ALPHABETICAL ROSTER

No.	Name	Pos.	Cl.	Ht.	Wt.	Hometown (Last School)
40	Richard Anderson^	G	Fr.	6-2	180	Midwest City, Okla. (Midwest City HS)
21	Dante Buford*	F	So.-RS	6-7	221	Greenville, S.C. (Arlington Country Day School [Fla.])
25	C.J. Cole***	F	Sr.	6-7	245	Sperry, Okla. (Sperry HS)
11	Kristian Doolittle	F	Fr.	6-7	236	Edmond, Okla. (Edmond Memorial HS)
5	Matt Freeman	F	Fr.-RS	6-10	224	Auckland, New Zealand (Westlake Boys HS)
22	Daniel Harper***^	G	Sr.	6-1	190	Norman, Okla. (Norman HS)
3	Christian James*	G	So.	6-4	218	Houston, Texas (Bellaire HS)
12	Khadeem Lattin**	F	Jr.	6-9	212	Houston, Texas (Redemption Christian Home School Academy)
20	Kameron McGusty	G	Fr.	6-5	191	Katy, Texas (Sunrise Christian Academy [Kan.])
4	Jamuni McNeace*	C	So.-RS	6-10	215	Kankakee, Ill. (Allen HS)
1	Rashard Odomes*	G	So.	6-6	212	Copperas Cove, Texas (Copperas Cove HS)
15	Grant Quinn^	G	Fr.	6-4	185	Argyle, Texas (Liberty Christian HS)
13	Jordan Shepherd	G	Fr.	6-2	180	Asheville, N.C. (Asheville Christian Academy)
0	Darrion Strong-Moore	G	Jr.	6-1	180	Chicago, Ill. (Coffeyville Community College [Kan.])
30	Marshall Thorpe^	F	Fr.-RS	6-9	235	Tulsa, Okla. (Bishop Kelley HS)
10	Jordan Woodard***	G	Sr.	6-0	187	Arcadia, Okla. (Edmond Memorial HS)

* Letters earned at Oklahoma

^ Walk-on

STAFF

Head Coach: Lon Kruger (Kansas State '75)

Associate Head Coach: Chris Crutchfield (Nebraska-Omaha '92)

Assistant Coach: Carlan Hartman (Tulane '94)

Assistant Coach: Kevin Kruger (Arizona State '06)

Director of Operations: Mike Shepherd (Kansas State '92)

Strength and Performance Coach: Bryce Daub (Central Washington '08)

Athletics Trainer: Alex Brown (Appalachian State '79)

Video Coordinator: Will Saxon (Oklahoma '15)

PRONUNCIATION GUIDE

Khadeem Lattin: kuh-DEEM LAT-tin

Jamuni McNeace: juh-MUN-ee mick-NEESE

Rashard Odomes: ruh-SHARD

Darrion Strong-Moore: DARE-ee-on